

A G E N D A

SOUTH CAROLINA WORKERS' COMPENSATION COMMISSION

1333 Main Street, 5th Floor
Columbia, South Carolina 29201
February 22, 2022- 10:30 a.m.

Meeting to be held in Hearing Room A

This meeting agenda was posted prior to the meeting and proper advance notice was made to all concerned parties in compliance with requirements in the Freedom of Information Act.

- | | |
|---|--|
| 1. CALL TO ORDER | CHAIRMAN BECK |
| 2. APPROVAL OF AGENDA OF BUSINESS MEETING
OF FEBRUARY 22, 2022 | CHAIRMAN BECK |
| 3. APPROVAL OF MINUTES OF THE BUSINESS MEETING
OF JANUARY 24, 2022 (Tab 1) | CHAIRMAN BECK |
| 4. GENERAL ANNOUNCEMENTS | MR. CANNON |
| 5. APPLICATIONS FOR APPROVAL TO SELF-INSURE (Tab 2) | MS. BROWN |
| 6. DEPARTMENT DIRECTORS' REPORTS
Human Resources (Tab 3)
Information Services (Tab 4)
Insurance and Medical Services (Tab 5)
Claims (Tab 6)
Judicial (Tab 7) | MS. WARD
MS. SPRANG
MR. DUCOTE
MS. SPANN
MS. BRACY |
| 7. DEPARTMENT OF VOCATIONAL REHABILITATION
Monthly Report (Tab 8) | MR. CANNON |
| 8. EXECUTIVE DIRECTOR'S REPORT (Tab 9) | MR. CANNON |
| 9. FINANCIAL REPORT (Tab 10) | MR. CANNON |
| 10. OLD BUSINESS | CHAIRMAN BECK |
| 11. NEW BUSINESS | CHAIRMAN BECK |
| 12. EXECUTIVE SESSION
General Counsel has requested an Executive Session to discuss pending litigation. | CHAIRMAN BECK |
| 12. ADJOURNMENT | CHAIRMAN BECK |

1	Approval of Minutes of Business Meeting of January 24, 2022
2	Self-Insurance
3	Human Resources
4	Information Services
5	Insurance and Medical Services
6	Claims
7	Judicial
8	Vocational Rehabilitation
9	Executive Director's Report
10	Financial Report

THE
SOUTH CAROLINA WORKERS'
COMPENSATION COMMISSION
MINUTES OF THE BUSINESS MEETING

A Business Meeting of the South Carolina Workers' Compensation Commission was conducted on Monday, January 24, 2022 at 10:30 AM. The meeting agenda was posted prior to the meeting and proper advance notice was made in compliance with requirements in the Freedom of Information Act. The following Commissioners participated:

T. SCOTT BECK, CHAIRMAN
SUSAN S. BARDEN, VICE CHAIR (ABSENT)
R. MICHAEL CAMPBELL, II, COMMISSIONER
MELODY L. JAMES, COMMISSIONER
GENE MCCASKILL, COMMISSIONER
AISHA TAYLOR, COMMISSIONER
AVERY B. WILKERSON, JR., COMMISSIONER

Also participating Gary Cannon Executive Director; Keith Roberts, General Counsel; Amy Bracy, Judicial Director, Claims Director; Christy Brown, Self-Insurance Director, Bridget Ward, Human Resource Manager; Sandee Sprang; IT Director; Kristen Mcree, Staff Attorney, Ted Blanding, Compliance Officer and Amy Proveaux, Executive Assistant. Bonnie Anzelmo, Injured Workers' Advocates; Christine O'Donell, FairHealth; Vincent Northcut, Esq., Lueder, Larkin & Hunter, LLC; Donna Smith, Fair Health; Christian Boesel, Esq., Goings Law Firm; Teriann Scrantino, Optum; Dewana Flynn Looper, Esq. Atkins Law Firm; Pauline Williams, FairHealth; Cindy Dooley, Esq., Turner Padget; Lydia Muna, FairHealth; Kevin Tribout, Optum; Jen Davis, HealtheSystems; Joe Brill, FairHealth; Tiffany Grzybowski, HealtheSystems; AnnMargaret McCraw, South Carolina Orthopaedic Association; Ted Riley, Esq, Riley Pope & Laney, LLC; Derrick Williams, Esq., Mickle and Bass; Andrew Safran, Esq., Andrew Safran, LLC; were also present.

Chairman Beck called the meeting to order at 10:34 AM

AGENDA

Commissioner Taylor moved that the agenda be approved. Commissioner McCaskill seconded the motion, and the motion was approved.

APPROVAL OF MINUTES – BUSINESS MEETING OF DECEMBER 20, 2021

Commissioner Taylor moved that the minutes of the Business Meeting of December 20, 2021 be approved. Commissioner James seconded the motion, and the motion was approved.

GENERAL ANNOUNCEMENTS

There were no general announcements.

APPLICATIONS FOR APPROVAL TO SELF-INSURE

Self-insurance applications were presented by Christy Brown, Director of Insurance and Medical Services. Eight (8) prospective members of two (2) funds was presented to the Commission for approval.

Palmetto Timber Fund CRW Resources LLC

South Carolina Home Builders SIF All Installations LLC Arnett Construction LLC Asphalt Masters Brian Lancaster Construction LLC Grey Haven Construction LLC Huber Home Improvement Tay Red Farms LLC

After examination of the applications, it was determined that each complied with the Commission's requirements and each was recommended for approval. Commissioner Wilkerson made a motion to approve all members and funds application to self-insure, and Commissioner Taylor seconded the motion. The motion was approved.

DEPARTMENT DIRECTORS' REPORTS

Each Department report was submitted in written form and included in the Commission's agenda booklets

Human Resources

Ms. Ward submitted her report in written form. There were no comments or questions from the Commission.

Information Services

Ms. Sprang submitted her report in written form. There were no comments or questions from the Commission.

Insurance and Medical Services

Mr. Ducote submitted his report in written form. There were no questions from the Commission.

Claims

Ms. Spann submitted her report in written form. There were no questions from the Commission.

Judicial

Ms. Bracy submitted her report in written form. There were no questions from the Commission

VOCATIONAL REHABILITATION

The Vocational Rehabilitation report submitted in written form. Commissioner Taylor inquired about an update to the reporting of cases that have been referred to Voc Rehab. Mr., Cannon responded that are continuing working on their tracking data of the records, and it will possibly be Spring of 2022 before they can provide the requested data.

EXECUTIVE DIRECTOR'S REPORT

The Executive Director's report was submitted in written form. Mr. Cannon presented a few highlights from the report.

ADMINISTRATION – FINANCIAL REPORT

Gary Cannon, Executive Director submitted the Financial Report to the Commission in written form. Mr. Cannon highlighted key data from the report.

STAFF INTRODUCTION

Mr. Ducote introduced Mr. Ted Blanding, Compliance Officer. Mr. Blanding was welcomed by the Commission.

OLD BUSINESS

2022 Medical Service Provider Manual Proposal

Ms. O'Donnell gave an overview of the recommendations submitted in written form.

The Commission opened the meeting for public comments and the following individuals spoke:

Mr. Christian Boesl provided a summary of his previously submitted written comments and concerns about depositions not subject to the fee schedule. Mr. Boesl recommends a fair and equitable proposal will increase the number of doctors available.

Mr. Hubie Wood states that he does not agree there is a shortage of IME doctors, except for Neurologists. Mr. Wood states he is not opposed to a moderately reasonable increase in the fee schedule amount for IMEs. Mr. Wood believes that if the Commission does raise IME fees the Commission will see an increase in motions regarding that issue.

Commissioner Taylor requested clarification from Mr. Wood as to the potential motions he expects to see an increase in.

Mr. Wood responded that deposition already costs are expensive, included doctor fee, cost of transcripts, and he is concerned about the cost. He states that almost disincentivizes cross examination.

Commissioner Taylor inquired how to carve out a separate authority over specific cases. Mr. Wood discussed the new policy applies to medical testimony and the testimony that Commissioner Taylor addresses would be subject to the medical testimony anyway.

Commissioner James asked if Mr. Wood was proposing a reasonable standard similar to the Circuit Court.

Mr. Wood believes to include a reasonableness standard would be appropriate. His concern is that a motion would need to be filed if an unreasonable fee was being charged and it would delay processing and ligation of claims.

Chairman Scott Beck asked if you go with a reasonableness standard, how do you define it objectively opposed to lifting the cap of raising the cap on the fee? 2010 there was a \$600.00 cap on IME evaluations and the was Commission was asked by the Plaintiff's bar to lift that cap, because they were not getting access to the same IME due to, they would need to get permission from the Commission. Chairman Beck is concerned that the same trend could occur, and cost could shoot up to \$2,500.00 and who is going to be responsible for the costs then?

Mr. Boesl responded that the 2010 changes has allowed IME to move forward. Cost continues to increase. The Ad Hoc Committee did look at raising the fee schedule but realized it is not that simple. There needs to be analysis etc. Mr. Boesl believes that we have a better Workers' Compensation system when there are more IMEs involved. Mr. Boesl stated that clarifying fee schedule pertaining to IMEs subject to the testimony, except those that have already accepted the fee schedule.

Mr. Wood indicated there was a court of appeals case litigated where the decision was that medical testimony clearly applies to evaluate the issue as far as treatments.

Commissioner Taylor asked Mr. Wood to address the issue as it relates to denied cases.

Mr. Wood responded, either side can be "chilled out" with exurbanite fees for IME and from a cost estimate analysis almost impossible to justify.

Mr. Andrew Safran stated he agrees with Mr. Wood. This problem is miniscule compared to what they do day to day. He is not convinced that an increase in the fee schedule in terms of a treatment process is going to have an attorney take a case that hingex on if they get paid a little more for a deposition. He does not believe that raising the fee schedule solves the problem and we are trying to "kill a gnat with a bazooka".

Ms. Dewana Flynn Loper of the Adkins Law Firm expressed concerns not all law firms are willing to represent clients for \$95.00 an hour. Doctors are getting paid a lot more to see non-workers' compensation patients with a lot less hassle than they do for workers' compensation claimants.

Mr. Vincent Northcut shared that claimant attorneys are fling multiple IMEs. To address Mr. Safran's concerns, he suggests telling your IME physician that they will make \$1,500.00, but if

other side wants to take your deposition, the doctor will need to lower their rate. He believes the proposal is a bad idea. Mr. Northcut would like to see more focus on treating physicians not the IME.

Mr. Derrick Williams stated that he is looking at this from a 30,000-foot view and he is pleased that the Commission is always willing to create Ad Hoc Committees. Mr. Williams agrees with proposal of Ad Hoc Committee. He wanted to note that when for Form 19's is filed there is no transparency on what the defense has paid the IME

Ms. AnnMargaret McCraw states the overall problem that fee scheduled for treating providers is inadequate. The combination of the admirative burden and the current reimbursement is having an impact on access. Ms. McCraw believes that the statutory limitations need to be addressed.

Mr. Kevin Tribout states that he supports the changes of the Ad Hoc Committee. Provided his opinion on changes to language for topical and compound drugs.

Commissioner Taylor requested clarification of the compound v. topical.

Mr. Kevin Tribout clarified the difference and is only requesting a change to the proposed language only.

Ms. Cindy Dooley wanted to echo the comments from the members of the committee. The committee felt strongly they did not want to lose any more doctors, in fact wanted to get more doctors to participate so that they can get the best medical care for claimants. The committee believed that a marketplace would even out increasing cost of the testimony.

Commissioner James has heard many attorneys referring to it as a safety valve. Commissioner James asked Ms. Dooley was there discussions as to the safety valve and what the reasonable standard was.

Ms. Dooley responded that there were concerns of what the definition of reasonable means and what is that value? Not sure what the term safety valve is referring to. Carriers will factor in cost analysis of IME in consideration of litigation.

Commissioner Taylor inquired as to the comparison of compounding medication v, over the counter medication. Is there an approval? How did this issue come up and who brought it up the discussion?

Ms. Dooley responded that there are things such as lidocaine patches the claimants can over the counter and some providers are trying to get carriers to pay exprobrate amounts for medications that claimants can get over the counter.

Commissioner Taylor inquired as how does the Commission enforce this?

Ms. Dooley explained that the Carrier would go back to doctor office and say we are not going to approve that, there is an over-the-counter form of that medication. She indicated there was no discussion of involving the Commission in this issue.

Ms. Looper added that it would be the on physician to explain why the over the counter would not be as good as the prescription. The Ad Hoc tried to leave a carve out for reasonableness.

Chairman Beck thanked everyone for their comments, time and suggestions. Chairman Beck suggested that the Commission hold a work session to review all the suggestions and comments. Mr. Cannon was assigned the task of coordinating the meeting and announce the public meeting.

NEW BUSINESS

No new business.

ADJOURNMENT

Commissioner James made the motion to adjourn. Commissioner McCaskill seconded the motion, and the motion was approved.

The January 24, 2022, meeting of the South Carolina Workers' Compensation Commission adjourned at 11:52 a.m.

Reported: February 15, 2022
Amy Proveaux
Office of the Executive Director

State of South Carolina

1333 Main Street, 5th Floor
P.O. Box 1715
Columbia, S.C. 29202-1715



TEL: (803) 737-5700
FAX: (803) 737-5764

Workers' Compensation Commission

TO: Gary Cannon

FROM: Bridget Ward

DATE: February 8, 2022,

SUBJECT: Monthly Human Resources Report for February 2022 Business Meeting

This report summarizes the activities of Human Resources during the period of January 1, 2021 through January 31, 2021.

At the end of January, the Commission had 48 full time employees, one part-time employee, one temporary legal intern.

- **New Hires:** None
- **Separations or Retirements:** One
- **FMLA Leaves:** One

In the month of January 4 SCEIS personnel transactions and 18 SCEIS time/leave transactions were processed. Detailed payroll and time reports were run as scheduled and any issues that arose were corrected with the collaborative effort of either the SCIES team or the Comptroller General Office. HR participated in a DSHR Performance & Learning Consortium Webex.

Seven "All Employee" emails were sent by HR during the month of January, and 11 travel reports were processed. HR received and reviewed 895 emails and sent 298 emails.

There were two building issue for the month, and they were both resolved in a timely manner. The commission had three parking issues during January and there were seven updates to the parking assignments.

There were seven COVID cases and eight potential exposures in the month of January. The employees returned to work after protocol was followed, contact tracing was done and the appropriate quarantine/isolation period was observed.

Interviews were conducted in January for the Judicial Program Assistant and the IT Consultant positions. Due to a small pool of qualified candidates, the decision was made to repost both positions and continue the search for candidates into the month of February.

State of South Carolina

1333 Main St, Suite 500
P.O. Box 1715
Columbia, S.C. 29202-1715



Tel: (803) 737-5700
Fax: (803) 737-1258
www.wcc.sc.gov

Workers' Compensation Commission

To: Gary Cannon
SCWCC Executive Director
From: Sandee Sprang, IT Director
Date: February 14, 2022
Subject: IT Department January 2022 Full Commission Report

This report summarizes the activities and accomplishments for projects and initiatives in the IT department during January 2022.

I. Systems Operations, Maintenance and Support

EDI

The team worked with multiple EDI Trading Partners identify specific reasons for data rejections on Claims and POC submissions. We continue our participation in IAIABC conference calls for: Jurisdiction Only meetings, EDI Claims Committee and the POC 3.0 taskforces.

Progress

Duane provided standard support for invoice and check reconciliation issues to end users. The team is planning the cutover to the new Progress version 12 in the near future. There have been several recurring firewall issues at DTO that have impeded our progress with this project.

Systems Support

The IT team is collectively managing all end user support. The team spent time testing the current version of Adobe with our suite of applications including Progress and OnBase.

Security

The agency had several compliance reviews and associated reports to the Department of Administration during January based on security threats. There was yet another high-profile vulnerability which forced several additional patches to our infrastructure and endpoints. These firewall issues also impacted the team's ability to test our new version of Progress.

Reporting

The IT team generated several Open Claims reports and Outstanding Carrier Fines for external stakeholders and provided Compliance reports for internal staff.

Hardware

There were no additional hardware purchases or installations in January. Director Cannon is managing the implementation of the A/V upgrades in the Hearing Rooms and they are slated for installation in March.

Staffing

The IT Consultant helpdesk position was re-posted based on the limited number of qualified applicants in the last group of responses. These will be evaluated, and the top 5 candidates will be interviewed in February.

II. Projects, Enhancements and Development

Legacy Modernization

The EDI RFP evaluation was completed; we are now in in the negotiation stage with a vendor and the contract is set to be noticed for award this month.

The Claims Management RFP was reviewed in detail by the core project team, all commissioners and our SFAA representative, Zach Yarbrough for final review and approval. The solicitation is in SFAA's hands and it is expected to be issued in February.

III. Meetings

Sandee attended the House Ways and Means budget hearing with the Transportation subcommittee.

State of South Carolina



Workers' Compensation Commission

To: Mr. Gary Cannon
SCWCC Executive Director

From: Wayne Ducote, Jr.
IMS Director

Date: 17-Feb-22

Subj: Insurance and Medical Services Department
January 2022 Full Commission Report

Please find attached information provided to summarize the status and workflow of initiatives currently underway within the Insurance and Medical Services (IMS) Department.

In addition to the statistical data provided, please be advised of the following:

- | | |
|---------------------|--|
| Compliance Division | <ol style="list-style-type: none">1. Reviewing revenue metrics / projections.2. Working with staff to review workflow processes and additional training opportunities.3. Continuing to explore outreach opportunities with stakeholders. |
| Coverage Division | <ol style="list-style-type: none">1. Working with staff to review workflow processes and explore opportunities to enhance service provision.2. Lapse in Coverage: 20 new registrants; 0 notifications sent. |
| Medical Services | <ol style="list-style-type: none">1. One new medical bill reviewer certification was completed and processing four medical bill reviewer certifications and renewals.2. Six medical bill pricing reviews were done in the month of January. |

While this summary is in no way all-inclusive, it may serve to assist you and our Commissioners in understanding the key initiatives underway in the IMS Department and provide measures by which the Department's effectiveness can be gauged. IMS welcomes any guidance that you and/or our Commissioners can provide concerning our performance and direction.

Employer Rule to Show Cause Hearings and Compliance Activity

The Compliance Division docketed 1 new RTSC cases and 3 total RTSC cases in the month of January. And, compelled 21 South Carolina employers to come into compliance with the Act. Year to date, 9 new RTSC cases and 21 total RTSC cases have been docketed.

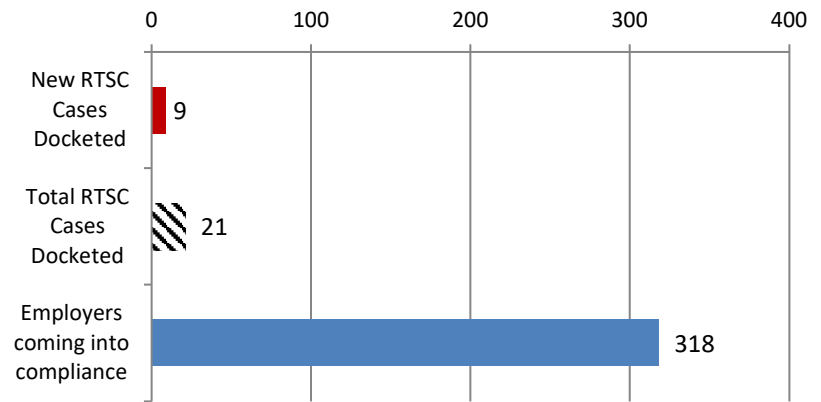
Employers Obtaining Coverage

Year to date, the Compliance Division has compelled 318 South Carolina employers to come into compliance with the Act. In so doing, approximately 2,561 previously uninsured workers are now properly covered.

Penalties Waived

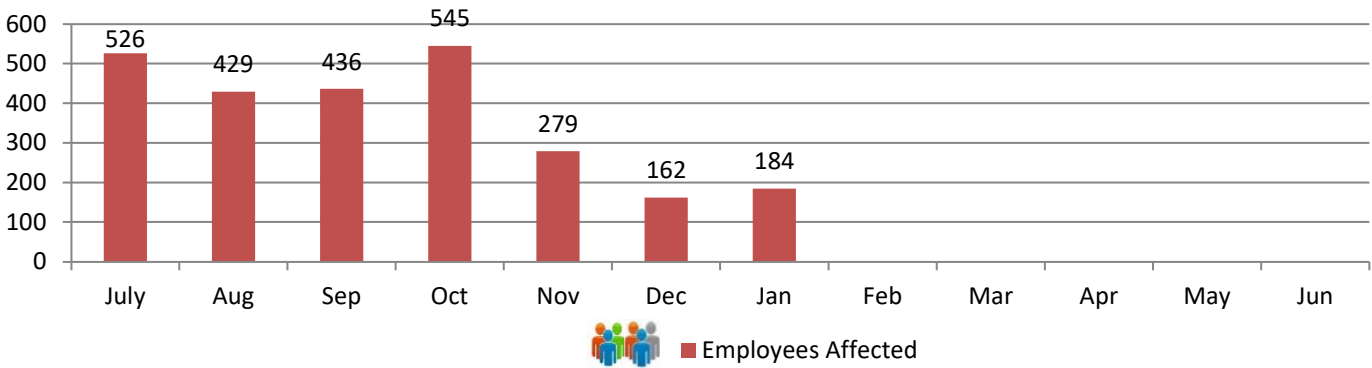
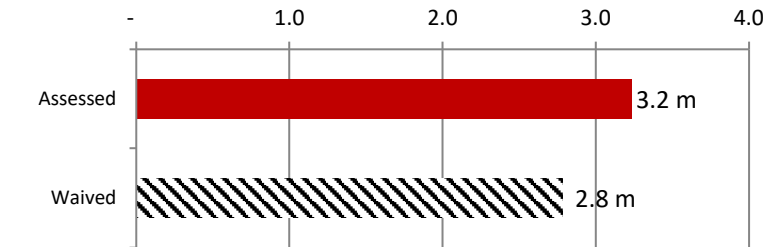
Although the Division has assessed \$3.2 m in fines this fiscal year, \$2.8 m have been waived or rescinded as employers have either obtained insurance coverage or were found not to be subject to the Act.

RTSC and Compliance Activity



Fines and Penalties

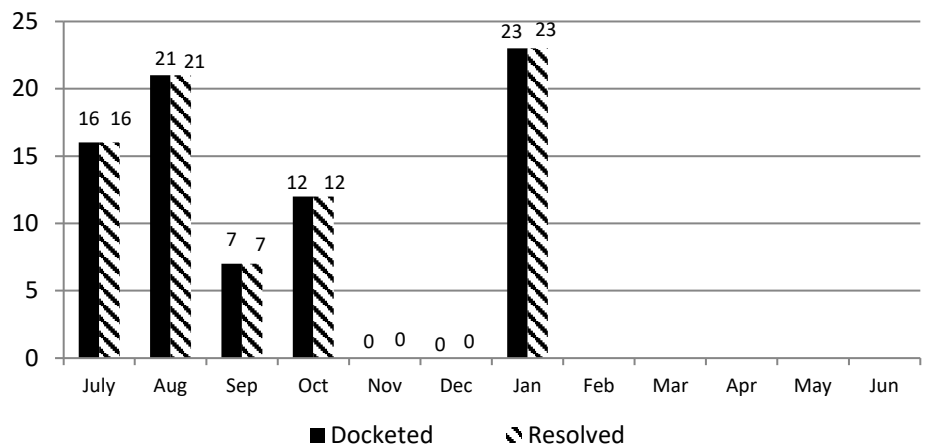
Millions



Carrier Rule to Show Cause Hearings

The Compliance Division manages the Rule to Show Cause process involving the recovery of outstanding carrier fines and penalties. In the month of January 2022, 23 carrier RTSC cases were docketed; 23 cases were resolved for a total of \$6,379.

Year to date, a total of 79 carrier RTSC cases have been docketed, 79 cases for a total of \$33,029 have been resolved.

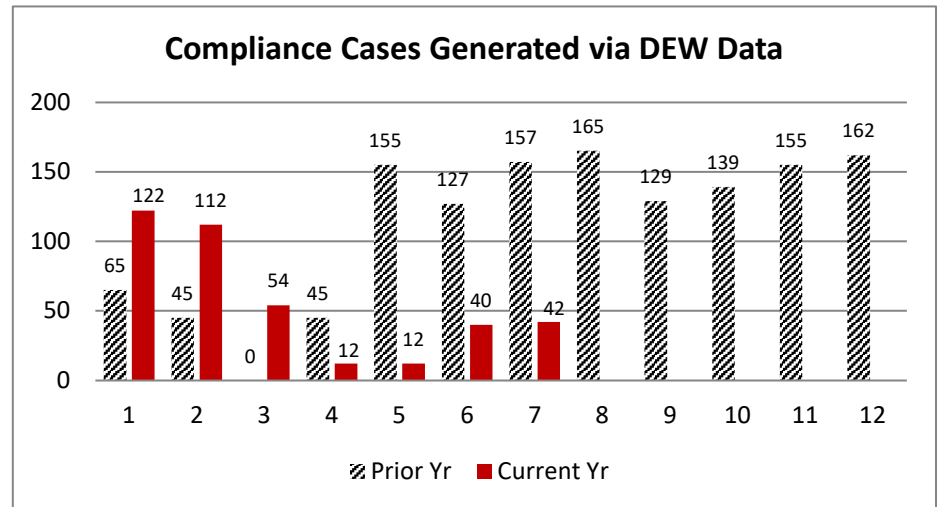
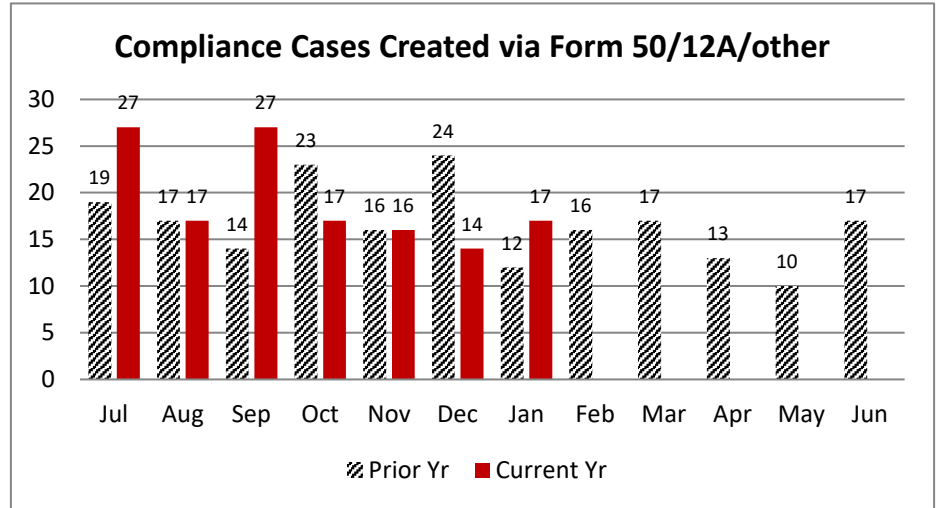


In January 2022, 17 compliance files were created from the combined filings of Form 50's, 12A's, and stakeholder reporting involving uninsured employers.

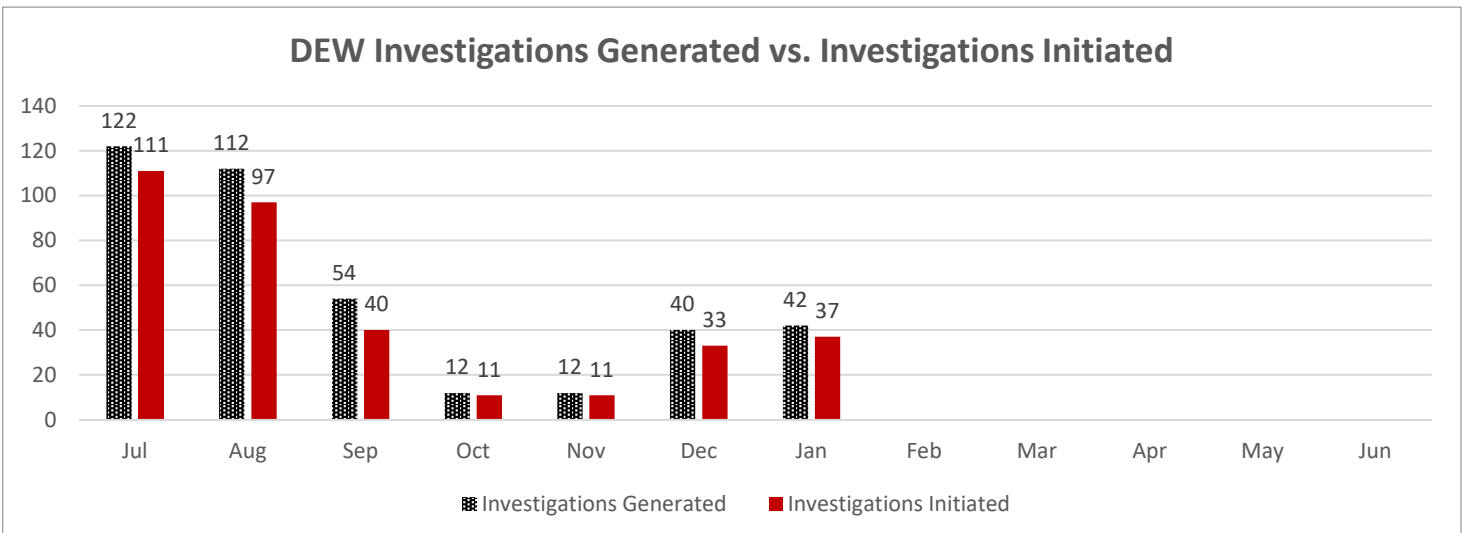
YTD vs. Prior Year total (198): 68%
 Jan 2021 to Jan 2022: 142%
 Current Yr End trend: 117% of 2020-2021
 YTD 2021-2022 v. YTD 2020-2021: 108%

In January 2022, 42 compliance files were generated from the DEW data process.

YTD vs. Prior Year total (1,344): 29%
 Jan 2021 to Jan 2022: 27%
 Current Yr End trend: 50% of 2019-2020
 YTD 2021-2022 v. YTD 2020-2021: 66%



The DEW Data Pool is determined by the total number of potential, non-compliant employers who report wages to DEW with at least 4 employees and who's FEIN does not match with any coverage records in the Commission's coverage database. The investigations generated is the number of compliance investigations generated from the pool. The investigations initiated is the number of compliance investigations initiated from those that were generated.



Carryover Caseload:

The Compliance Division closed January 2022 with 170 cases active, compared to an active caseload of 317 at the close of January 2021.

Cases Resolved:

For the month of January 2022, Compliance Division staff closed-out 62 cases.

Compliance Fines:

In January 2022, the Compliance Division collected \$27,652 in fines and penalties. Year to Date, the Compliance Division has collected \$442,744 in fines and penalties.

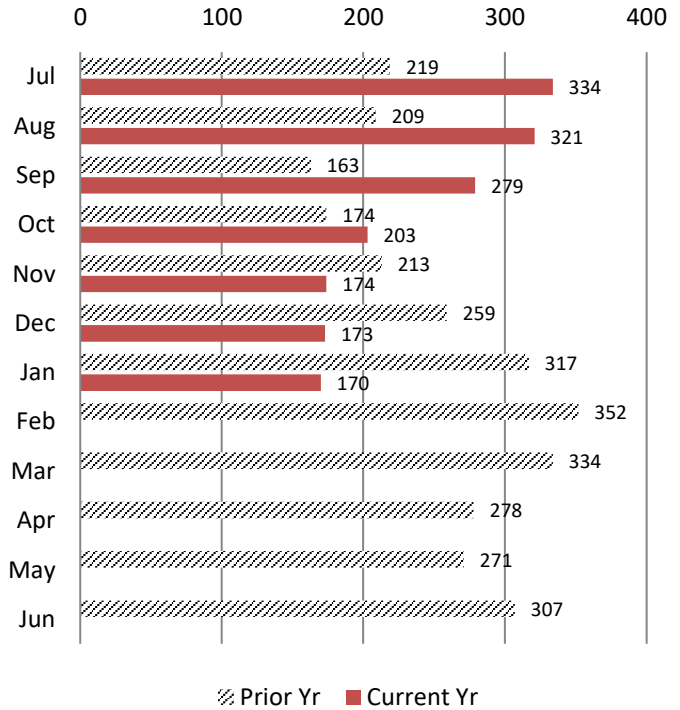
Year to Date vs Prior Year Total (\$785,893): 56%

Jan 2021 vs. Jan 2022: 70%

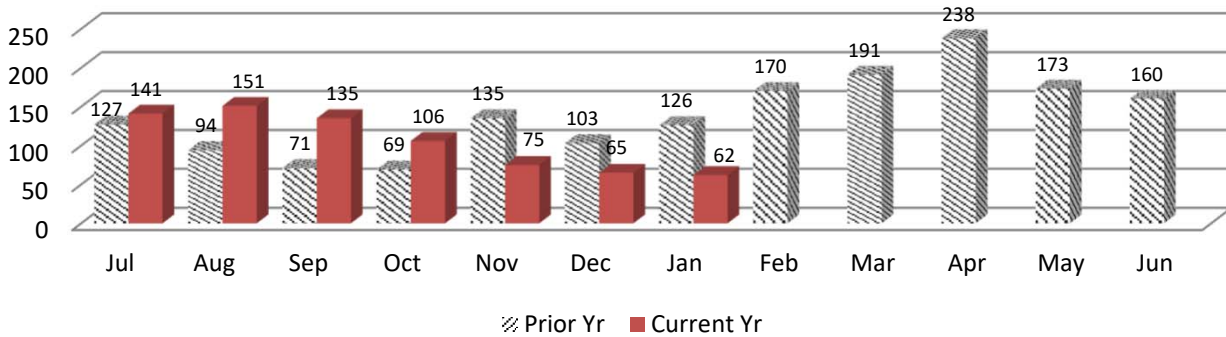
Current Year End trend is 97% of 2020-2021

YTD 2020-21 (Jan - June) vs YTD 2021-2022: 130%

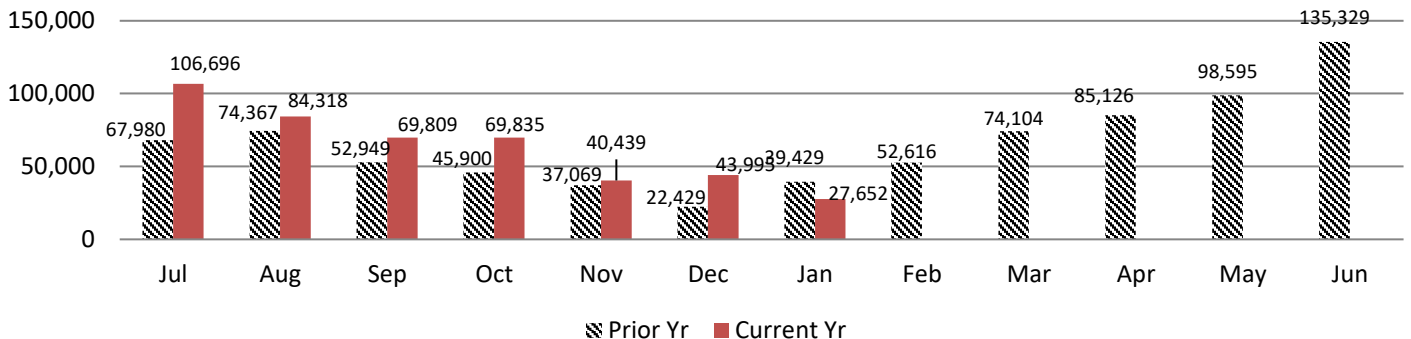
Caseload Pending v. Prior Year



Cases Resolved v. Prior Year



Compliance Fines Collected v. Prior Year

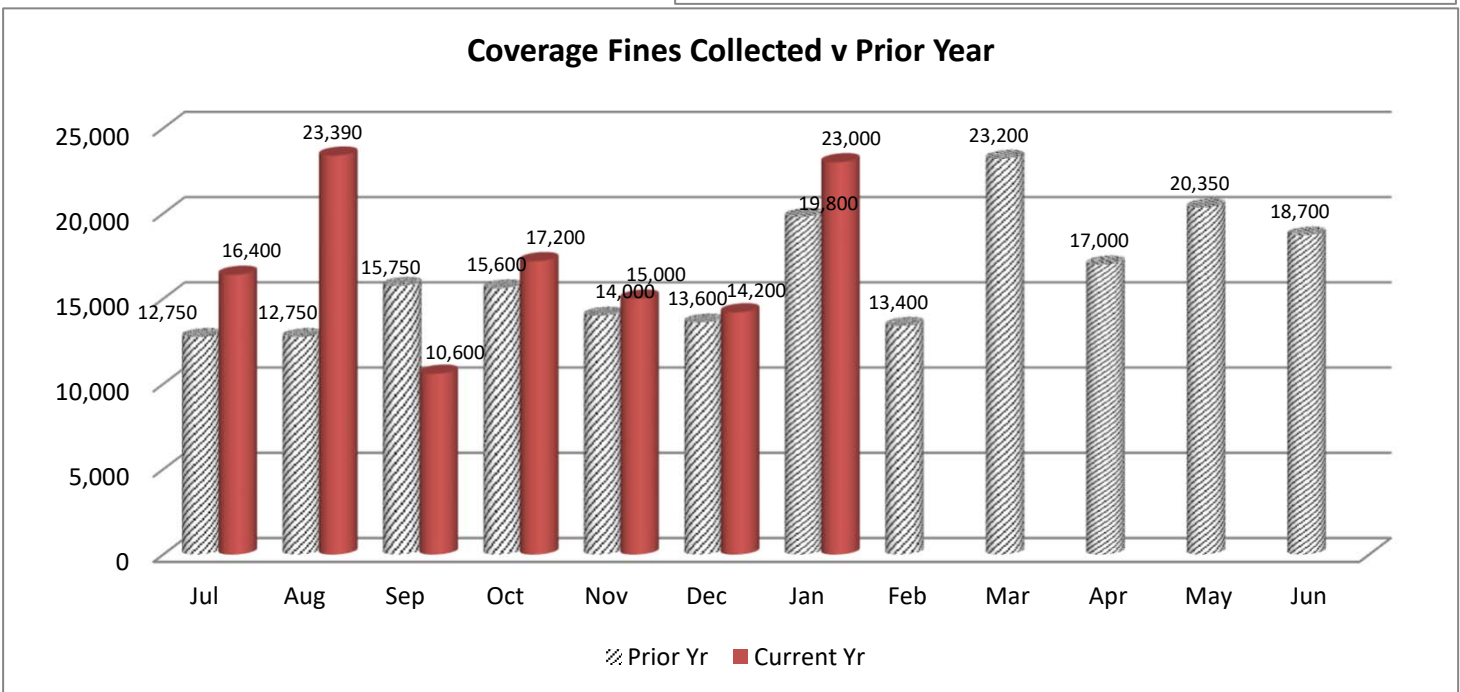
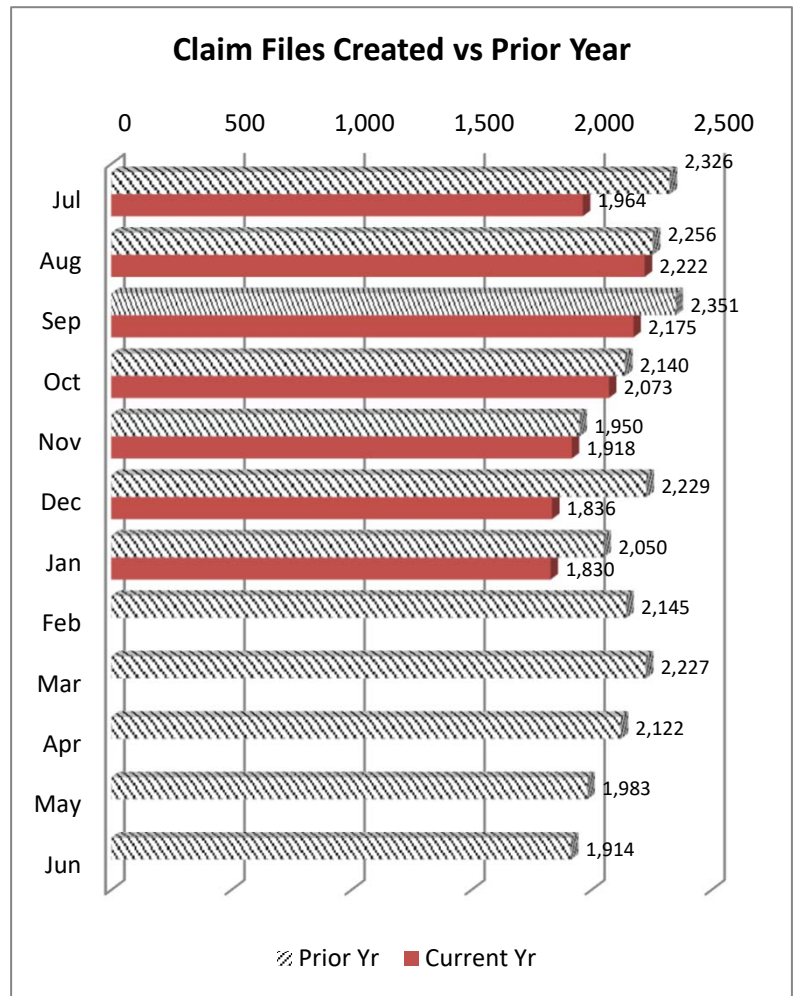


WCC Claim Files:

In January 2022, the Coverage Division received a total of 1,830 WCC Claim files. Of these, 1,574 were created through proper carrier filing of a 12A, and 256 were generated as a result of a Form 50 claim filing. Year to Date 14,018 Claim files have been created which is 55% of claim file volume prior year (25,693).

Coverage Fines:

The Coverage Division collected \$23,000 in fine revenue in January 2022, as compared to \$19,800 in Coverage fines/penalties accrued during January 2021. Year on Year, Coverage fines are at 61% of collections for prior year.



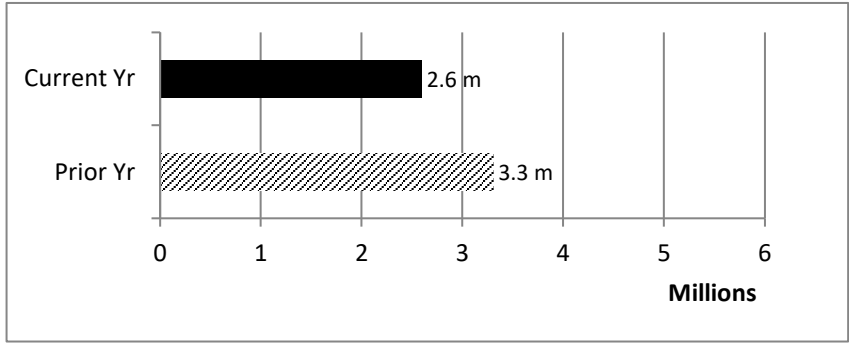
IMS SELF INSURANCE DIVISION

January 2022

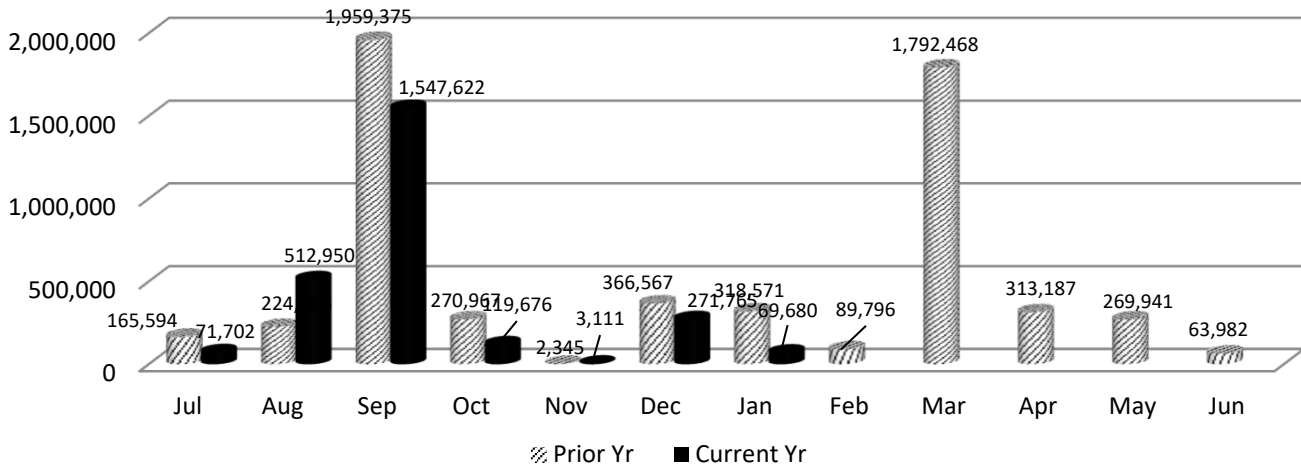
During the month of January 2022, the Self Insurance Division:

- * collected \$69,680 in self-insurance tax.
- * added 8 new self-insurers.
- * conducted 4 Self Insurance audits.

Year to Date, Self Insurance tax revenue is trending at 78% of prior year and 28 Self Insurance audits have been completed.



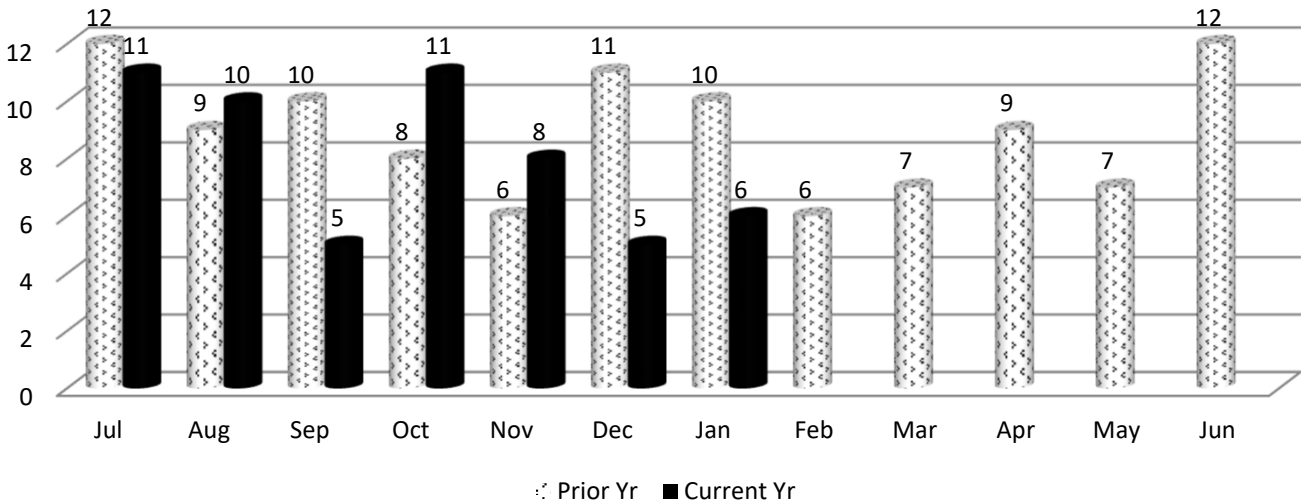
Self Insurance Tax Collections v. Prior Year



IMS MEDICAL SERVICES DIVISION

In January 2022, the Medical Services Division began the month with 5 bills pending review, received an additional 8 bills for review, conducted 7 bill reviews and ended the month with 6 bills pending.

Medical Bills Pending Review v. Prior Year



State of South Carolina

1333 Main Street, 5th Floor
P.O. Box 1715
Columbia, S.C. 29202-1715



TEL: (803) 737-5700
www.wcc.sc.gov

Workers' Compensation Commission **MEMORANDUM**

To: Gary Cannon, Executive Director

From: Sonji Spann, Claims Director

Date: February 22, 2022

Re: Claims Department February 2022 Full Commission Report

Attached is the Statistical Report for the Claims Department for the period July 1, 2021 through - January 31, 2022 for the Business Meeting on February 22, 2022. Please note the format using row numbers and column letters for ease of use when referencing data.

Claims activities are in Column (a) with the totals for the seven-month period for FY21-22 in column (n). Column (p) reflects the percentage change when comparing the totals for same period in the current fiscal at the totals for the same period in last fiscal year. The total Claims Activities, (97,103) for this period have increased 38% when compared to the same period from last fiscal year.

The number of Total Fines assessed are up 14%, compared to the same period last fiscal year and the Total Fines paid is 33% higher when compared to the same period last year

I will be happy to answer any questions you or the Commissioners have.

Claims Department Statistical Report

FY2021-2022

July 1, 2021 - December 31, 2021

	Claims Activities	July	August	Sept	Oct	Nov	Dec	Jan	FY21-22 Total	FY20-21 Total	% Chg same period FY20-21
Col. > Row v	(a)	(b)	(c)	(d)	(e)	(f)	(g)	(h)	(n)	(o)	(p)
1	Forms 15-I	1,023	1,157	1,153	1,077	1,073	1,030	882	7,395	8,423	-12%
2	Forms 15-II/Forms 17	933	1,028	922	970	897	856	367	5,973	7,179	-17%
3	Forms 16 for PP/Disf	187	216	215	236	180	289	192	1,515	1,528	-1%
4	Forms 18	4,325	4,511	4,491	4,073	4,310	4,121	4,306	30,137	31,706	-5%
5	Forms 20	546	591	559	589	574	2,111	537	5,507	4,129	33%
6	Form 50 Claims Only	291	316	241	286	290	504	218	2,146	1,994	8%
7	Form 61	652	655	607	656	672	751	641	4,634	4,997	-7%
8	Letters of Rep	251	258	219	201	204	169	186	1,488	1,615	-8%
9	Clinchers	831	744	818	786	798	872	855	5,704	6,336	-10%
10	Third Party Settlements	14	24	19	17	12	15	19	120	89	35%
11	SSA Requests for Info	64	49	35	42	42	29	30	291	273	7%
12	Cases Closed	2,028	2,233	2,275	2,136	2,049	2,111	2,103	14,935	17,613	-15%
13	Cases Reviewed	2,849	3,742	2,694	2,261	2,228	2,435	2,909	19,118	23,267	-18%
14	Total	13,994	15,524	14,248	13,330	13,329	13,433	13,245	97,103	70,425	38%
15									-	-	
16	Total Fines Assessed	297	338	221	184	119	310	543	2,012	1,760	14%
17	Form 18 Fines	331	321	211	184	118	310	530	2,005	1,650	22%
18	Total Amt Paid	\$38,650	\$60,800	\$59,450	\$33,400	\$23,800	\$34,400	\$47,400	297,900	223,900	33%

State of South Carolina



1333 Main Street
P.O. Box 1715
Columbia, S.C. 29202-1715

Tel: (803) 737-5700
Fax: (803) 737-1234
www.wcc.sc.gov

Workers' Compensation Commission

February 10, 2022

To: Gary Cannon
Executive Director

From: Amy A. Bracy
Judicial Director

RE: Monthly Judicial Report for January 2022

During the month of January, the Judicial Department processed seven hundred fifty-six (756) requests for hearings (claimant and defense pleadings). Comparing the numbers from the same period last year both are experiencing a 3% decrease and a 9% decrease in the respective categories. The department received one hundred eleven (111) Motions, a 12% decrease compared to the same period last year and one hundred twelve (112) clincher conference requests, down about 5% compared to last year.

There were fifty-three (53) Single Commissioner Hearings conducted during the past month, eleven (11) pre-hearing conferences held, and eight (8) Full Commission hearings held. A total of five hundred one (501) Orders (Single Commissioner Orders, Consent Orders and Administrative Orders) were served at the single Commissioner level, fifty-eight (58) of those were Decision and Orders that resulted from hearings that went on the record and one hundred twenty-one (121) were Motion Orders that were a result of Motions ruled upon by Commissioners.

There were three hundred twenty-three (323) Informal Conferences requested during January and one hundred ninety-four (194) were conducted.

There were twenty-seven (27) regulatory mediations scheduled and forty-six (46) requested mediations. Totals are down about 24% and 4% in the respective categories for the same period last year. The Judicial Department was notified of thirty-three (33) matters resolved in mediation, with the receipt of Forms 70. This category's total is down about 7% compared to the same period last year

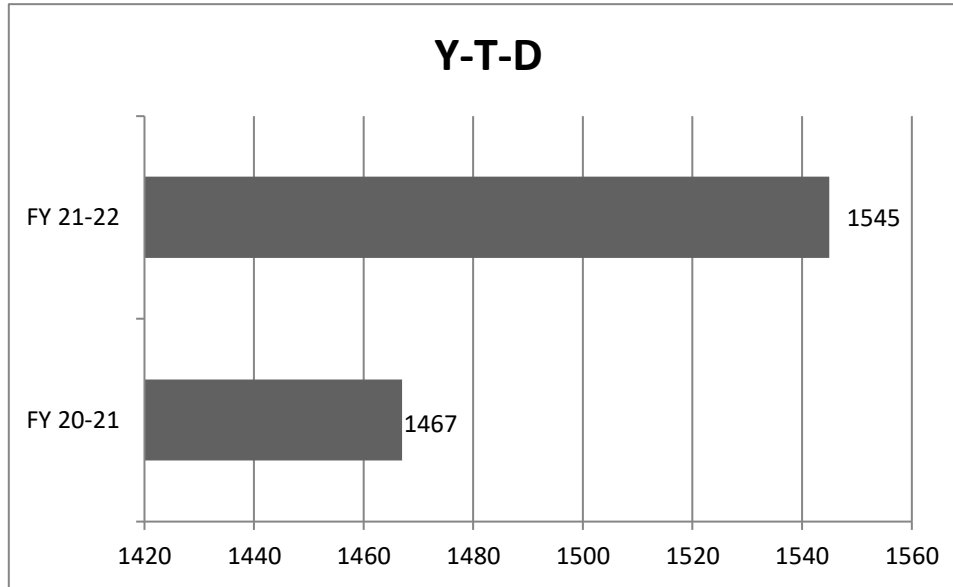
In the month of December, Judicial received two (2) Notice of Intent to Appeal to the Court of Appeals and zero (0) to the Circuit Court.

**Judicial Department Statistcal Report
Statistics For Fiscal Year 2021-2022**

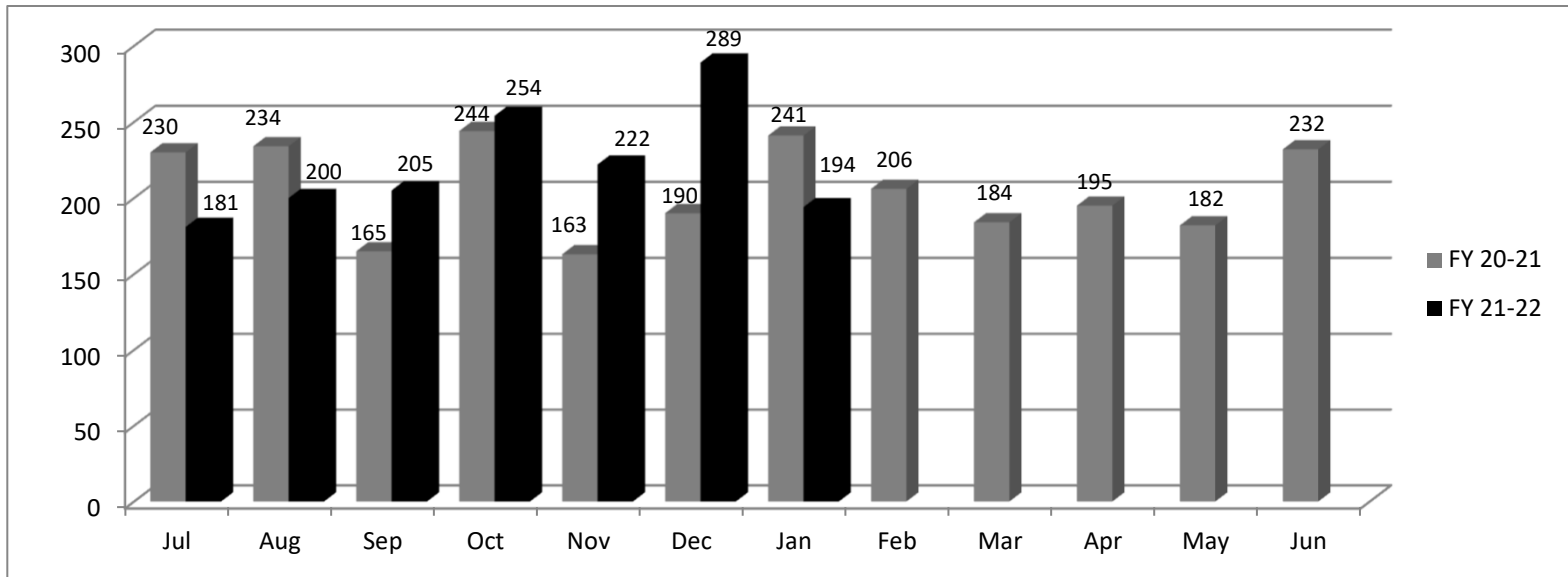
	July	Aug	Sept	Oct	Nov	Dec	Jan	Totals YTD 2021-2022	Totals YTD 2020-2021	% Diff from prev year	YTD Diff + (-)	FY21-22 Mth Avg	FY20-21 Mth Avg
Claimant Pleadings	484	560	496	512	502	469	486	3,509	3627	-3%	(118)	501	518
Defense Response to Pleadings	409	406	466	376	407	441	376	2,881	3097	-7%	(216)	412	442
Defense Pleadings	287	285	310	266	229	257	270	1,904	2094	-9%	(190)	272	299
Motions	140	120	109	107	109	94	111	790	895	-12%	(105)	113	128
Form 30	14	21	6	9	15	9	13	87	68	28%	19	12	10
FC Hearings Held	7	8	8	7	10	8	8	56	34	65%	22	8	5
FC Orders Served	14	14	11	8	9	5	12	73	50	46%	23	10	7
Single Comm. Hearings Held	40	61	52	67	55	45	53	373	444	-16%	(71)	53	63
Single Comm. Orders Served	215	189	204	154	141	180	189	1,272	1297	-2%	(25)	182	185
Single Comm. Pre-Hearing Conf Held	14	11	26	13	14	12	11	101	179	-44%	(78)	14	26
Consent Orders	211	218	256	229	239	207	303	1,663	1904	-13%	(241)	238	272
Adminstrative Orders	4	19	12	21	13	5	9	83	133	-38%	(50)	12	19
Clincher Conference Requested	109	149	154	145	136	140	112	945	999	-5%	(54)	135	143
Informal Conference Requested	228	278	274	247	195	250	323	1,795	1846	-3%	(51)	256	264
Informal Conference Conducted	181	200	205	254	222	289	194	1,545	1467	5%	78	221	210
Regulatory Mediations	26	21	32	27	26	20	27	179	234	-24%	(55)	26	33
Requested Mediations	65	65	52	55	43	24	46	350	365	-4%	(15)	50	52
Ordered Mediations	0	0	0	0	0	0	0	0	4	-100%	(4)	0	1
Mediation Resolved	44	63	59	47	44	44	33	334	361	-7%	(27)	48	52
Mediation Impasse	22	19	11	14	8	14	12	100	107	-7%	(7)	14	15
Mediation Held; Issues Pending	0	2	2	0	5	0	0	9	4	0%	5	1	1
Claim Settled Prior to Mediation	7	14	14	9	10	13	9	76	64	19%	12	11	9
Mediation Not Complete in 60 days	4	1	2	1	3	2	2	15	12	25%	3	2	2

Informal Conf. Conducted

	FY 20-21	FY 21-22
Jul	230	181
Aug	234	200
Sep	165	205
Oct	244	254
Nov	163	222
Dec	190	289
Jan	241	194
Feb	206	
Mar	184	
Apr	195	
May	182	
Jun	232	
Total	2466	1545

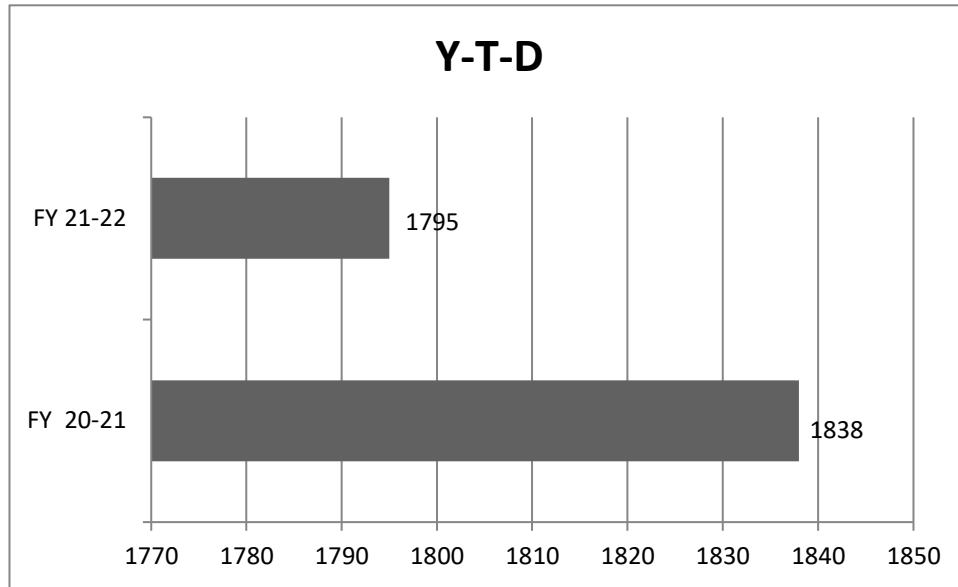


	FY 20-21	FY 21-22
Y-T-D	1467	1545

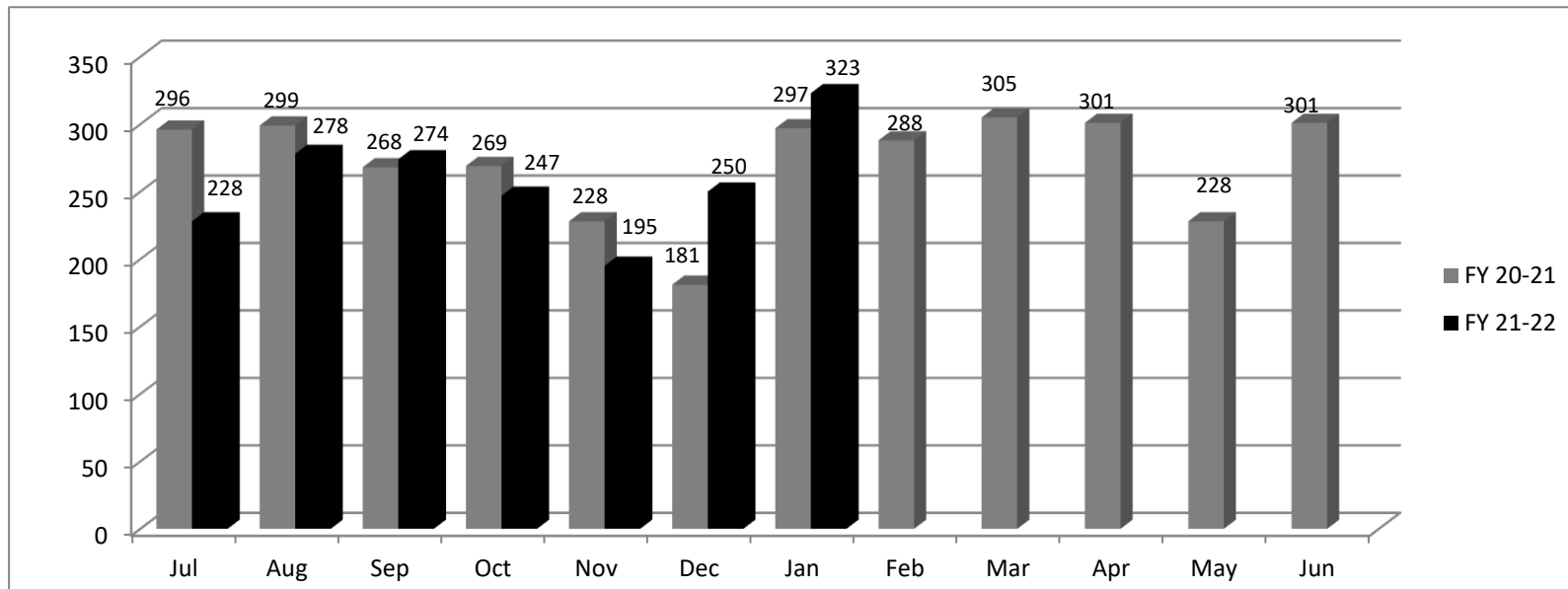


Informal Conf. Requested

	FY 20-21	FY 21-22
Jul	296	228
Aug	299	278
Sep	268	274
Oct	269	247
Nov	228	195
Dec	181	250
Jan	297	323
Feb	288	
Mar	305	
Apr	301	
May	228	
Jun	301	
Total	3261	1795



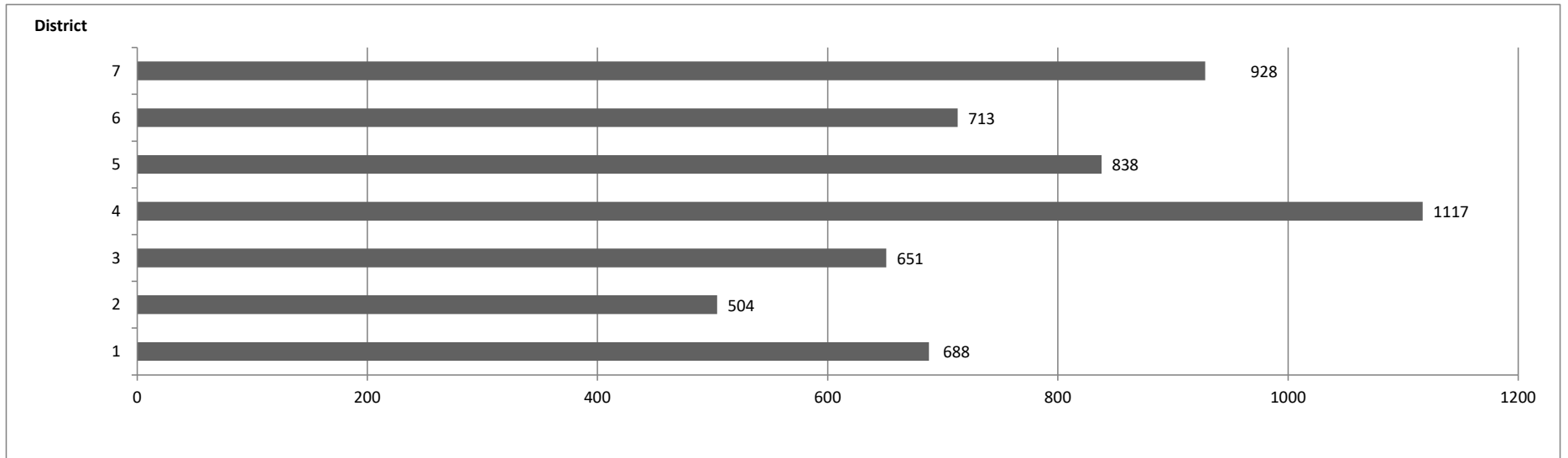
	FY 20-21	FY 21-22
Y-T-D	1838	1795



Pleadings Assigned - Three Year Comparison by Month

	District 1			District 2			District 3			District 4			District 5			District 6			District 7		
	Greenville			Anderson			Orangeburg			Charleston			Florence			Spartanburg			Richland		
	21-22	20-21	19-20	21-22	20-21	19-20	21-22	20-21	19-20	21-22	20-21	19-20	21-22	20-21	19-20	21-22	20-21	19-20	21-22	20-21	19-20
Jul	112	120	99	87	81	84	72	85	123	166	151	183	109	126	136	122	112	137	156	154	140
Aug	93	88	99	67	73	85	101	105	78	174	142	168	112	125	153	101	95	104	134	133	147
Sep	109	87	101	77	70	77	96	107	98	158	162	174	143	128	108	112	113	104	143	169	131
Oct	89	93	115	73	81	90	103	125	76	152	175	187	110	115	124	95	104	121	130	159	142
Nov	96	92	83	66	88	74	95	100	108	144	176	155	112	96	116	84	104	78	116	134	148
Dec	104	90	81	80	68	65	100	115	80	156	168	140	123	132	99	108	96	104	131	141	117
Jan	85	79	98	54	56	69	84	96	78	167	172	186	129	110	104	91	88	88	118	124	110
Feb		84	91		88	85		86	78		133	143		101	132		93	126		118	166
Mar		125	112		93	96		118	134		201	187		132	131		106	111		164	183
Apr		94	90		63	78		100	90		138	150		112	136		106	100		134	140
May		90	100		69	80		85	80		134	126		110	103		98	104		126	125
Jun		95	112		74	75		98	91		164	170		117	97		103	109		134	175
Totals	688	1137	1181	504	904	958	651	1220	1114	1117	1916	1969	838	1404	1439	713	1218	1286	928	1690	1724

Pleadings Assigned by District Year to Date



State of South Carolina



Workers' Compensation Commission

Executive Director's Report February 22, 2022

FY2022-23 Budget

The FY2022-23 Budget Request has been submitted to the House Ways and Means (HWM) Committee. The Commission is requesting the same level of funding as approved in the current fiscal year. We met with HWM Transportation and Regulatory subcommittee on January 18. The Senate subcommittee meeting is scheduled for March 24.

Meetings/Activities

During the month of January participated in 4 calls with regards to pending litigation; 2 interviews of applicants for vacant positions; met with representative of Prison Industries regard furniture replacement; and participated in 2 meetings regard the RFPs for the IT Legacy System Modernization Project.

COVID

The following is data related to the number of COVID related. workers' compensation claims.

COVID-19 Claims for January 2022	
Total Claims Filed from 2/1/2020 1/31/2022	4,453
Claims reported to the Commission in January, 2022	293
Total Reported Fatalities from 2/1/2020 – 1/31/2022	29
Open Claims denied on Form 19	11
Closed Claims denied on a Form 19	2,894
Total Claims closed	4,144
Claims with attorney representation	146
Claims with active Judicial Activity	8
Claims with closed Judicial Activity	95
Total Medical Paid on closed claims thru 1/31/2022	\$661,870
Total Non-Medical Paid on closed claims thru 1/31/2022	\$3,049,980

Counties reporting highest number of claims	Greenville (546) Charleston (480) Richland (328)
Occupation reporting the highest number of claims	Registered Nurse (493)

Constituent /Public Information Services

For the period January 1, 2022 to January 31, 2022, the Executive Director’s Office and the General Counsel’s office had 275 contacts with claimants or constituents, state agencies, federal agencies, attorneys, service providers, business partners, and letters with congressional offices.

Financial Transactions Activity

For the period January 1, 2022 to January 31, 2022, the Director’s office processed and approved 20 travel expense reports, 98 invoices, and 66 deposits for DOA to process in the SCIES system.

SCWCC Stakeholder Electronic Distribution List

For the period January 1, 2022 to January 31, 2022, we added two (2) individuals. Due to the receipt of email delivery failures, a total of fifteen (15) email addresses were deleted. A total of 705 individuals currently receives notifications from the Commission. We are continuing to see a large increase in email failures. Upon verification, a lot are from stakeholders that have been on the list for many years, that have retired or decided to move on.

Advisory Notices

During the month of January, the office posted two (2) notices on the Commission’s website and emailed it to the distribution list.

State of South Carolina

1333 Main Street, 5th Floor
P.O. Box 1715
Columbia, S.C. 29202-1715



TEL: (803) 737-5700
www.wcc.sc.gov

Workers' Compensation Commission

MEMORANDUM

TO: COMMISSIONERS

**FROM: Gary Cannon
Executive Director**

DATE: February 22, 2022

RE: FINANCIAL REPORT - Period ending January 31, 2022

Attached is the Budget vs. Actual Report for the General Fund and Earmarked Fund for the fiscal year period ending January 31, 2021. The benchmark for this period is 58%.

Expenditures

The expenditures for the General Fund are on pages 1-2 of the attached report "Budget vs. Actual Report FY2022. The year-to-date expenditures in the General Fund (10010000) for this period is \$1,470,112. To provide a more accurate account of the monthly operational expenditures I decreased the total amount budgeted by \$1,695,084, the amount in the IT Management Project account. This adjusted the annual Current Budget to \$2,912,088. The year-to-date operational expenditures is \$1,470,112, 50% of the adjusted budgeted amount 8% below benchmark.

The Earmarked Fund (38440000) financials begin on page 4 with the total expenditures found on page 9. The total expenditures for this period are \$2,227,621 or 40% of budgeted amount, 18% below benchmark.

Revenues

The Earmarked Fund budgeted \$3,170,991 for operating revenues. Year to date the Fund received \$ 1,399,663 or 44% of budgeted revenues.

Self-Insurance Tax Funds

To date we have received \$ 2,535,831 of Self-Insurance Tax funds.

South Carolina Workers' Compensation Commission
Budget vs. Actual Report
FY 2022 As of 1/31/2022
58% of year elapsed

Fund 10010000 - GENERAL FUND

Administration

Commitment Item	Commitment Item Description	Current Budget	YTD Expenditures	% Used	Commitments	Remaining Balance
501015	DIRECTOR	142,153	82,923	58%		59,230
501058	CLASSIFIED POS	49,235				49,235
512001	OTHER OPERATING	323,033				
Total OTHER OPERATING:		323,033				323,033
Total Administration:		514,421	82,923	16%		431,498

Inform. services

Commitment Item	Commitment Item Description	Current Budget	YTD Expenditures	% Used	Commitments	Remaining Balance
5030067130	EQUIP&SUPP- EUC		12,054		10,774	
Total OTHER OPERATING:			12,054		10,774	-22,828
Total Inform. services:			12,054		10,774	-22,828

Claims

Commitment Item	Commitment Item Description	Current Budget	YTD Expenditures	% Used	Commitments	Remaining Balance
501058	CLASSIFIED POS	82,579	48,171	58%		34,408
Total Claims:		82,579	48,171	58%	0	34,408

Commissioners

Commitment Item	Commitment Item Description	Current Budget	YTD Expenditures	% Used	Commitments	Remaining Balance
501026	CHAIRMAN	172,258	100,484	58%		71,774
501033	COMMISSIONER	1,003,438	585,336	58%		418,102
501050	TAXABLE SUBS	70,000	34,703	50%		35,297
501058	CLASSIFIED POS	353,625	204,764	58%		148,861
501070	OTH PERS SVC		14,145			-14,145
Total Commissioners:		1,599,321	939,432	59%	0	659,889

South Carolina Workers' Compensation Commission
Budget vs. Actual Report
FY 2022 As of 1/31/2022
58% of year elapsed

Fund 10010000 - GENERAL FUND

Information Services FY18

Commitment Item	Commitment Item Description	Current Budget	YTD Expenditures	% Used	Commitments	Remaining Balance
561000	Special Item	1,695,084	0	0	0	1,695,084
Total Information Services FY18:		1,695,084	0	0	0	1,695,084

Insurance & Medical

Commitment Item	Commitment Item Description	Current Budget	YTD Expenditures	% Used	Commitments	Remaining Balance
501058	CLASSIFIED POS	31,365	18,296	58%		13,069
Total Insurance & Medical:		31,365	18,296	58%		13,069

Judicial

Commitment Item	Commitment Item Description	Current Budget	YTD Expenditures	% Used	Commitments	Remaining Balance
501058	CLASSIFIED POS	746				746
512001	OTHER OPERATING	29,852				
Total OTHER OPERATING:		29,852				29,852
Total Judicial:		30,598				30,598

Employer Contributions

Commitment Item	Commitment Item Description	Current Budget	YTD Expenditures	% Used	Commitments	Remaining Balance
513000	EMPLOYER CONTRIB	647,804	369,237	57%		278,567
Total Employer Contributions:		647,804	369,237	57%		278,567

Total GENERAL FUND:		4,601,172	1,470,112	32%	10,774	3,120,286
----------------------------	--	------------------	------------------	------------	---------------	------------------

South Carolina Workers' Compensation Commission
Budget vs. Actual Report
FY 2022 As of 1/31/2022
58% of year elapsed

Fund 31C30000 - COVID-19 RESP RESERV

Inform. services

Commitment Item	Commitment Item Description	Current Budget	YTD Expenditures	% Used	Commitments	Remaining Balance
512001	OTHER OPERATING	100,000				
5030067130	EQUIP&SUPP- EUC		11,273			
	Total OTHER OPERATING:	100,000	11,273	11%	0	88,727
	Total Inform. services:	100,000	11,273	11%	0	88,727
	Total COVID-19 RESP RESERV:	100,000	11,273	11%	0	88,727

South Carolina Workers' Compensation Commission
Budget vs. Actual Report
FY 2022 As of 1/31/2022
58% of year elapsed

Fund 38440000 - EARMARKED FUND

Administration

Commitment Item	Commitment Item Description	Current Budget	YTD Expenditures	% Used	Commitments	Remaining Balance
501058	CLASSIFIED POS	791,985	117,427	15%		674,558
501070	OTH PERS SVC	41,000	3,188	8%		37,812
512001	OTHER OPERATING	2,282,671				
5020030000	PRINT / BIND / ADV		106			
5020120000	CELLULAR PHONE SVCS		1,863			
5021010003	LEGAL SRV-TRANSCRIPT		0			
5021020000	ATTORNEY FEES		5,777			
5021450000	MOTOR VEHICLE SVCS		18			
5021479207	JANITORIAL		62			
5021490000	AUDIT ACCT FINANCE		130			
5021540000	NON-IT OTHER PRO SRV		5,400			
5021540001	PROF SRV-LANG INTER		64		65	
5024990000	OTH CNT-NON-IT & REA		842			
5030010000	OFFICE SUPPLIES		3,163			
5030010002	OFF SUP - MIN OFF EQ		9			
5030010004	SUBSCRIPTIONS		65			
5030030000	PRINTED ITEMS		1,878			
5030050000	PHOTO & VISUAL SUPP		134			
5030067101	PRGM LIC - APP SUPP		24,797		17,134	
5030067130	EQUIP&SUPP- EUC		101,952			
5030067170	EQUIP&SUPP- PRINT EU		5,701			
5030070000	POSTAGE		17,973			
5031479203	JANITORIAL SUPPLIES		117			
5031639500	OTH SECURTY EXP SUPL		6			
5032410000	MED/SCIENT/LAB SUPP		151			
5033090000	EMPLOYEE RECOG AWARD		3,082			
5040060000	ST RENT-NON ST BLDG		3,351		1,810	
5040070000	RENT-ST OWN RL PROP		120			
5040490003	RENT PO BOX		1,544			
5040490009	RENT PARKING		9,138		7,101	
5041010000	DUES & MEMBER FEES		5,609			
5041020001	FF - BACKGRD CK		26			

South Carolina Workers' Compensation Commission
Budget vs. Actual Report
FY 2022 As of 1/31/2022
58% of year elapsed

Fund 38440000 - EARMARKED FUND

5041840000	LEASE BLDG PRINCIPAL		275,744		37,299	
5041850000	LEASE BLDG INTEREST		670		17	
5050010000	IN ST-MEALS-NON-REP		1,201			
5050020000	IN ST-LODGING		4,512			
5050041000	HR-IN ST-AUTO MILES		2,485			
5050060000	IN ST-MISC TR EXP		153			
5050070000	IN ST-REGISTR FEES		1,329			
5050510000	OUT ST-MEALS-NON-REP		170			
5050570000	OUT ST-REGISTR FEES		930			
5051520000	REPORTABLE MEALS		17			
5051540000	LEASED CAR-ST OWNED		19,082			
Total OTHER OPERATING:		2,282,671	499,373	22%	63,425	1,719,872
Total Administration:		3,115,656	619,989	20%	63,425	2,432,242

Executive director

Commitment Item	Commitment Item Description	Current Budget	YTD Expenditures	% Used	Commitments	Remaining Balance
Total Executive director:						0
						0

Inform. services

Commitment Item	Commitment Item Description	Current Budget	YTD Expenditures	% Used	Commitments	Remaining Balance
501058	CLASSIFIED POS		216,416			-216,416
501070	OTH PERS SVC		3,000			-3,000
5020077100	SERVICES- APP SUP		17,545		11,345	
5020077110	SERVICES- DATA NET		125			
5020077170	SERVICES- PRINT EU		1,130			
5020077200	SERVICES- SERVERS		4,173			
5020077220	SERVICES- VOICENET		9,917		15,120	
5020077240	DP SERVICES – STATE		134,023			
5021469316	SECURITY ALARM SRVC		2,710			
5030010000	OFFICE SUPPLIES		3,230			
5030010004	SUBSCRIPTIONS		386			
5030067101	PRGM LIC - APP SUPP		18,021			
5030067110	EQUIP&SUPP- DATA NET		1,271			

South Carolina Workers' Compensation Commission
Budget vs. Actual Report
FY 2022 As of 1/31/2022
58% of year elapsed

Fund 38440000 - EARMARKED FUND

5030067130	EQUIP&SUPP- EUC		4,222		4,650	
5030067131	PLM- EUC		1,175			
5030067141	PLM- ITSD		9,590			
5030067170	EQUIP&SUPP- PRINT EU		4,723		2,440	
5030067211	PLM- STORAGE		50			
5030090000	COMMUNICATION SUPP		1,348			
5031010000	LAUNDRY SUPPLIES		53			
5040057000	CONTINGNT RENT - IT		2,783		60	
5041010000	DUES & MEMBER FEES		100			
5050010000	IN ST-MEALS-NON-REP		285			
5050020000	IN ST-LODGING		1,323			
5050041000	HR-IN ST-AUTO MILES		554			
5050050000	IN ST-OTHER TRANS		554			
5050070000	IN ST-REGISTR FEES		1,874			
5050510000	OUT ST-MEALS-NON-REP		100			
5050520000	OUT ST-LODGING		1,032			
5050531000	HR-OUT ST-AIR TRANS		498			
5050550000	OUT ST-OTHER TRANS		260			
5050560000	OUT ST-MISC TR EXPEN		120			
Total OTHER OPERATING:			223,176		33,615	-256,792
Total Inform. services:			442,592		33,615	-476,207

Claims

Commitment Item	Commitment Item Description	Current Budget	YTD Expenditures	% Used	Commitments	Remaining Balance
501058	CLASSIFIED POS	280,850	132,997	47%		147,853
501070	OTH PERS SVC		4,000			-4,000
512001	OTHER OPERATING	19,700				
5050020000	IN ST-LODGING		164			
Total OTHER OPERATING:		19,700	164	1%	0	19,536
Total Claims:		300,550	137,160	46%	0	163,390

South Carolina Workers' Compensation Commission
Budget vs. Actual Report
FY 2022 As of 1/31/2022
58% of year elapsed

Fund 38440000 - EARMARKED FUND

Commissioners

Commitment Item	Commitment Item Description	Current Budget	YTD Expenditures	% Used	Commitments	Remaining Balance
501050	TAXABLE SUBS	70,000				70,000
512001	OTHER OPERATING	230,700				
5020077112	NCV- DATA NET		1,026			
5020080000	FREIGHT EXPRESS DELV		100			
5020120000	CELLULAR PHONE SVCS		11,654			
5021010003	LEGAL SRV-TRANSCRIPT		1,431			
5021010005	LEGAL SRV-REPORTER		38,029			
5021410000	EDUC & TRNG-STATE		150			
5021540000	NON-IT OTHER PRO SRV		240			
5021540001	PROF SRV-LANG INTER		150			
5030010000	OFFICE SUPPLIES		76			
5050010000	IN ST-MEALS-NON-REP		925			
5050020000	IN ST-LODGING		3,283			
5050031000	HR-IN ST-AIR TRANS		82			
5050041000	HR-IN ST-AUTO MILES		10,432			
5050060000	IN ST-MISC TR EXP		265			
5050080000	IN ST-SUBSIST ALLOW		2,094			
5050510000	OUT ST-MEALS-NON-REP		85			
5050570000	OUT ST-REGISTR FEES		565			
Total OTHER OPERATING:		230,700	70,586	31%	0	160,114
Total Commissioners:		300,700	70,586	23%	0	230,114

South Carolina Workers' Compensation Commission
Budget vs. Actual Report
FY 2022 As of 1/31/2022
58% of year elapsed

Fund 38440000 - EARMARKED FUND

Insurance & Medical

Commitment Item	Commitment Item Description	Current Budget	YTD Expenditures	% Used	Commitments	Remaining Balance
501058	CLASSIFIED POS	435,902	215,847	50%		220,055
501070	OTH PERS SVC	31,200	12,831	41%		18,369
512001	OTHER OPERATING	54,500				
5020080000	FREIGHT EXPRESS DELV		10			
5021540000	NON-IT OTHER PRO SRV		12,000			
5024990000	OTH CNT-NON-IT & REA		560			
5030010000	OFFICE SUPPLIES		134			
5030010004	SUBSCRIPTIONS		782			
5030030000	PRINTED ITEMS		421			
5030070000	POSTAGE		15			
5050010000	IN ST-MEALS-NON-REP		224			
5050020000	IN ST-LODGING		2,347			
5050031000	HR-IN ST-AIR TRANS		288			
5050041000	HR-IN ST-AUTO MILES		878			
5050050000	IN ST-OTHER TRANS		87			
5050060000	IN ST-MISC TR EXP		102			
5050070000	IN ST-REGISTR FEES		350			
5050510000	OUT ST-MEALS-NON-REP		85			
5050570000	OUT ST-REGISTR FEES		415			
Total OTHER OPERATING:		54,500	18,698	34%	0	35,802
Total Insurance & Medical:		521,602	247,375	47%	0	274,227

South Carolina Workers' Compensation Commission
Budget vs. Actual Report
FY 2022 As of 1/31/2022
58% of year elapsed

Fund 38440000 - EARMARKED FUND

Judicial

Commitment Item	Commitment Item Description	Current Budget	YTD Expenditures	% Used	Commitments	Remaining Balance
501058	CLASSIFIED POS	470,084	266,195	57%		203,889
501070	OTH PERS SVC	62,193	26,824	43%		35,369
512001	OTHER OPERATING	12,800				
5021010003	LEGAL SRV-TRANSCRIPT		155			
5021010005	LEGAL SRV-REPORTER		1,550			
5030010000	OFFICE SUPPLIES		149			
5030067130	EQUIP&SUPP- EUC		167			
5040490008	RENT POSTAGE EQUIP		2,145			
5050020000	IN ST-LODGING		164			
Total OTHER OPERATING:		12,800	4,330	34%	0	8,470
Total Judicial:		545,077	297,350	55%	0	247,727

Employer Contributions

Commitment Item	Commitment Item Description	Current Budget	YTD Expenditures	% Used	Commitments	Remaining Balance
513000	EMPLOYER CONTRIB	724,260	412,569	57%	0	311,691
Total Employer Contributions:		724,260	412,569	57%	0	311,691

Total EARMARKED FUND:		5,507,845	2,227,621	40%	97,041	3,183,183
------------------------------	--	------------------	------------------	------------	---------------	------------------

South Carolina Workers' Compensation Commission
Commitments
FY 2022 As of 1/31/2022

Fund 10010000 - GENERAL FUND

Inform. services

Commitment Item	Commitment Item Description	Vendor	Commitment
5030067130	EQUIP&SUPP- EUC	DELL MARKETING LP	10,774
Total Inform. services:			10,774

Total GENERAL FUND:	10,774
----------------------------	---------------

Fund 38440000 - EARMARKED FUND

Administration

Commitment Item	Commitment Item Description	Vendor	Commitment
5021540001	PROF SRV-LANG INTER	GLOBAL INTERPRETING NETWORK INC	65
5030067101	PRGM LIC - APP SUPP	WEST PUBLISHING CORPORATION	17,134
5040060000	ST RENT-NON ST BLDG	GALIUM 1333 MAIN LLC	1,810
5040490009	RENT PARKING	REPUBLIC PARKING SYSTEM INC	7,101
5041840000	LEASE BLDG PRINCIPAL	GALIUM 1333 MAIN LLC	37,299
5041850000	LEASE BLDG INTEREST	GALIUM 1333 MAIN LLC	17
Total Administration:			63,425

Inform. services

Commitment Item	Commitment Item Description	Vendor	Commitment
5020077220	SERVICES- VOICENET	NWN CORPORATION	15,120
5030067130	EQUIP&SUPP- EUC	KEYMARK INC	4,650
5030067170	EQUIP&SUPP- PRINT EU	US INK AND TONER INC	2,440
5040057000	CONTINGNT RENT - IT	XEROX	60
Total Inform. services:			22,270

Total EARMARKED FUND:	97,041
------------------------------	---------------

Any items with vendor "Not assigned" are pending financial adjustments. Any commitment on the Budget vs. Actual Report that is missing from this list is a travel commitment.