

A G E N D A

SOUTH CAROLINA WORKERS' COMPENSATION COMMISSION

1333 Main Street, 5th Floor
Columbia, South Carolina 29201

April 13, 2026 10:30 a.m.

Meeting to be held in Hearing Room A

The Commission's Business Meeting will be broadcast live on the Internet via Zoom. Interested parties may access the broadcast at the following link:

Join Zoom Meeting

<https://us02web.zoom.us/j/8249297108?pwd=akcwMkMxSnYzQWFxdEs4V2x6UWtyUT09&omn=83896858180>

Meeting ID: 824 929 7108

Passcode: 073988

This meeting agenda was posted prior to the meeting and proper advance notice was made to all concerned parties in compliance with requirements in the Freedom of Information Act.

- | | |
|-------------------------------------------------------------------------------------------------------------------------------------------------------------------------------------|--------------------------------------------------------------------|
| 1. CALL TO ORDER | CHAIRMAN BECK |
| 2. APPROVAL OF AGENDA OF BUSINESS MEETING
OF APRIL 13, 2026 | CHAIRMAN BECK |
| 3. APPROVAL OF MINUTES OF THE REGULAR BUSINESS MEETING
MARCH 16, 2026 (Tab 1) | CHAIRMAN BECK |
| 4. APPLICATIONS FOR APPROVAL TO SELF-INSURE (Tab 2)
A. Self-Insurance Department Report | MS. MARCUS |
| 5. DEPARTMENT DIRECTORS' REPORTS
Administrative Services (Tab 3)
Information Services (Tab 4)
Insurance and Medical Services (Tab 5)
Claims (Tab 6)
Judicial (Tab 7) | MR. BURGHARDT
MR. PLUSS
MR. DUCOTE
MS. SPANN
MS. BRACY |
| 6. EXECUTIVE DIRECTOR'S REPORT (Tab 8) | MS. MCREE |
| 7. FINANCIAL REPORT (Tab 9) | MS. MCREE |
| 8. OLD BUSINESS | CHAIRMAN BECK |
| 9. NEW BUSINESS | CHAIRMAN BECK |
| 10. EXECUTIVE SESSION | CHAIRMAN BECK |
| 11. ADJOURNMENT | CHAIRMAN BECK |

Table of Contents

1	Approval of Minutes of Business Meeting of March 16, 2026
2	Self-Insurance
3	Administrative Services
4	Information Services
5	Insurance & Medical Services
6	Claims
7	Judicial
8	Executive Director's Report
9	Financial Report
10	Old Business
11	New Business

TAB 1

THE
SOUTH CAROLINA WORKERS'
COMPENSATION COMMISSION
BUSINESS MEETING MINUTES

March 16, 2026

A Business Meeting of the South Carolina Workers' Compensation Commission was held in Hearing Room A of the Workers' Compensation Commission on Monday, March 16, 2026 at 10:30 a.m. The meeting agenda was posted prior to the meeting and proper advance notice was made to all concerned parties in compliance with requirements in the Freedom of Information Act. The following Commissioners were present:

T. SCOTT BECK, CHAIRMAN
GENE MCCASKILL, VICE CHAIR
MELODY JAMES, COMMISSIONER
AISHA TAYLOR, COMMISSIONER
MICHAEL CAMPBELL, COMMISSIONER
GABE COGGIOLA, COMMISSIONER
CYNTHIA DOOLEY, COMMISSIONER

Present also were Kristen McRee, Executive Director; Keith Roberts, General Counsel, Attorney; Amy Bracy, Judicial Director; Wayne Ducote, IMS Director; Sonji Spann, Claims Director; Francina Johnson, IT Consultant; Jerod Burghardt, Administrative Services Director; Bridget Amick, Medical Policy Analyst; Eric Baxley, Staff Attorney; and Madison Seale, Staff Attorney. Pauline Williams, Nicole VanHorn and Chris O'Donnell from FairHealth, and Tiffany Grzybowski from HealthSystems participated by zoom.

Chairman Beck called the meeting to order at 10:36 a.m.

AGENDA

Commissioner McCaskill moved that the agenda be approved. Commissioner Dooley seconded the motion, and the motion was approved.

APPROVAL OF MINUTES – BUSINESS MEETING OF FEBRUARY 9, 2026.

Commissioner McCaskill moved that the minutes of the Business Meeting of February 9, 2026 be approved. Commissioner Dooley seconded the motion, and the motion was approved.

APPROVAL OF THE MINUTES OF THE MSPM WORK SESSION

Commissioner McCaskill moved that the minutes of the MSPM Work Session of March 9, 2026 be approved. Commissioner Dooley seconded the motion.

GENERAL ANNOUNCEMENTS

No general announcements.

SELF-INSURANCE

Ms. Marcus presented the report in written form. Sixteen (16) prospective members of three (3) funds were presented to the Commission for approval. The applications under consideration were:

SC Home Builders SIF

Barkley Brand LLC dba Action Exteriors Greenville
Carolina Plaster & Restoration LLC
CP3 Construction LLC
Erickson HVAC-R
Grandview Construction LLC
Hamlin Ventures LLC dba Groovy Hues Painting of Columbia
Horizon Construction Group LLC
Oak and Stone Custom Builders LLC
Palmetto Buildings LLC

Palmetto Timber Fund

Bess Logging LLC
Little Lee Logging LLC
MMM Timber Company LLC

SCADA

Palmetto Chevrolet LLC
Oburg G LLC dba Burns GMC
Oburg H LLC dba Burns Honda
Oburg K LLC dba Burns Kia

After examination of the applications from the prospective fund members, it was determined that the applications complied with the Commission's requirements and were recommended for approval. Commissioner James made the motion to approve the applications to self-insure. Commissioner Campbell seconded the motion to approve the applications to self-insure, and the motion was approved.

DEPARTMENT DIRECTORS' REPORTS

Each department report was submitted in written form and was included in the Commission's agenda booklets.

ADMINISTRATIVE SERVICES

Mr. Burghardt presented the Administrative Services report in written form. There were no comments or questions from the Commission.

INFORMATION SERVICES

Mr. Pluss presented his report in written form. There were no comments or questions from the Commission.

INSURANCE AND MEDICAL SERVICES

Mr. Ducote presented his report in written form. There were no comments or questions from the Commission.

CLAIMS

Ms. Spann presented her report in written form. There were no comments or questions from the Commission.

JUDICIAL

Ms. Bracy presented her report in written form. There were no questions from the Commission.

EXECUTIVE DIRECTOR'S REPORT

Ms. McRee submitted her report in written form. There were no comments or questions from the Commission.

FINANCIAL REPORT

Ms. McRee presented the financial report. There were no questions from the Commission.

OLD BUSINESS

Commissioner Taylor made a motion to approve the amended 2026 All Meetings Business Calendar. Commissioner Campbell seconded the motion. The motion was approved.

NEW BUSINESS

Commissioner Taylor made a motion to approve the recommended changes to the Medical Services Provider Manual (MSPM) for 2026. The MSPM conversion factor remained at \$52.00, and the anesthesia conversion factor remained at \$32.85. Commissioner James seconded the motion.

Commissioner Taylor made a motion to convene an advisory panel (ad hoc committee) to study whether the independent medical examination (IME) fees should be capped. Commissioner James seconded the motion. The motion was approved.

EXECUTIVE SESSION

There was no executive session.

ADJOURNMENT

Commissioner Campbell made the motion to adjourn. Commissioner Taylor seconded the motion, and the motion was approved.

The March 16, 2026, meeting of the South Carolina Workers' Compensation Commission adjourned at 11:00 a.m.

Reported March 25, 2026.

Arnisha Keitt
Executive Assistant

TAB 2

TAB 3

State of South Carolina



1333 Main St, Suite 500
P.O. Box 1715
Columbia, S.C. 29202-1715

Tel: (803) 737-5700
Fax: (803) 737-1258
www.wcc.sc.gov

Workers' Compensation Commission

To: Kristen McRee, SCWCC Executive Director
From: Jerod M. Burghardt, Director of Administrative Services
Date: April 13, 2026
Subject: Administrative Department March 2026 Full Commission Report

This report summarizes the Human Resources, Procurement, and Finance initiatives during March 2026.

I. Human Resources

Hiring Recruitment & Retention

The department posted an End-Point Technician I role to support the growth in the IT department.

The Commission had one vacancy in the Legal Department in the month of March. All offboarding procedures were completed secondary to the departure of the Commission's ombudsman. The ombudsman role was assessed to identify the knowledge, skills, and attributes required as we start looking to refill that role in April.

II. Procurement

The department worked with state engineers and project managers to finalize the substantial completion of the uplift project to the Commission office space. The only item remaining to close the project is the movement of the sprinkler into the new IT storage room, which is expected to be completed in mid-April.

The proposal for bid on the Armed security contract was published at the end of the month. Bidding will close on April 28, 2026. The Commission should have a finalized contract in place by mid-May.

III. Finance

The department developed a purchase card policy and sent it to the office of the executive director for review and approval.

The department participated in the annual Agreed Upon Procedures audit by the Office of the State Auditor, which will continue into April. The bi-annual, routine audit reviews a percentage of all

Commission financial transactions performed from July 1, 2025, through February 28, 2026, to include procurements, pay transactions, and revenue collections. At completion, all findings will be reported to the executive director along with any changes to procedures to remediate any findings.

IV. Other Duties

The department has assumed the role of managing the Commission website and LinkedIn site until the ombudsman role is filled. The LinkedIn site has seen a significant increase in traffic during the month of March. Impressions have grown from 384 in February to 1,244 in March. Page “clicks” increased from 8 in February to 226 in March. We are reaching more stakeholders and have established another method to inform the public of Commission news and events.

TAB 4

State of South Carolina



1333 Main St, Suite 500
P.O. Box 1715
Columbia, S.C. 29202-1715

Tel: (803) 737-5700
Fax: (803) 737-1258
www.wcc.sc.gov

Workers' Compensation Commission

To: Kristen McRee, SCWCC Executive Director
From: Kris Pluss, IT Director
Date: April 3, 2026
Subject: IT Department March 2026 Full Commission Report

This report summarizes the activities and accomplishments in the IT Department during March 2026.

I. Agency Support, Stakeholder Outreach:

WCC IT updated the South Carolina Vocational Rehabilitation (SCVRD) search results in eCase to display the date when a claim was closed and to list search results starting with the most recent closures. This will assist SCVRD by helping their staff contact claimants with recently closed claims and align the list provided by the executive director's office with the listing in the portal.

WCC IT ordered a new digital signal processor from Solutionz, our agency's A/V Vendor on state contract, for Hearing Room B. Currently, audio for both hearing rooms is managed by a single device, so rebooting affects both rooms. This upgrade will separate the systems, allowing WCC IT to troubleshoot and respond to issues more effectively.

II. Systems Operations, Maintenance and Support:

Legacy Modernization Project:

The IT Planning Request for new automated workflows in OnBase was approved by the Department of Administration's Program Management Office in March. The new workflows will allow an attorney connected to a claim to request cancellation of a scheduled hearing, and if accepted by the Commissioner's administrative assistant, will automatically send email notifications to the appropriate parties connected to the case. The work order has been signed and returned to KeyMark, and the purchase order has been created. WCC IT has advised KeyMark that this needs to be written, tested, and deployed by the end of Quarter 2, 2026.

WCC IT and the Commission's Legal Team have been working with KeyMark to test potential AI Products that have advanced search capabilities and can return results from the scanned documents we have in OnBase. Optical character recognition was tested and was not reliable with identifying terms with any precision. We are currently testing an AI Agent via KeyMark's Knowledge Discovery Tool. WCC has requested KeyMark schedule a test at our office to allow the WCC Legal Team the ability to use the product directly with actual claims data. Testing with WCC's Legal Team is tentatively scheduled during the week of April 20, 2026.

Verisk EDI Automated Filings:

92.10% of filings by the carriers were accepted in March 2026.

March 1, 2026 – March 31, 2026

Type:	Accepted:	Rejected:	Total:	Percentage:
FROI (New / Change)	4,563	550	5,113	58.64%
SROI (Periodic)	3,467	139	3,606	41.36%
Totals:	8,030	689	8,719	100.00%

Reporting:

- 125 Service Desk tickets were received by WCC IT during March 2026.
- 84 Tickets were assigned a priority of Low.
- 8 Tickets were assigned a priority of Medium.
- 32 Tickets were assigned a priority of High.
- 1 Ticket was assigned a priority of Urgent.

eFile / ePay Submissions:

Type	February 2026	March 2026	Percent Change
Total Unique Submissions	4,248	5,148	21%
Payment	1,308	1,814	39%
No Payment	2,940	3,334	13%
Total Amount Paid Online	\$696,744	\$447,559	-36%
Fees and Fines	\$100,175	\$151,375	51%
Fees	\$59,925	\$79,125	32%
Fines	\$40,250	\$72,250	80%
Other	\$596,569	\$296,184	-50%

Online Activity – Monthly and YTD:

Online Submissions (ePay vs. eFile), Judicial Pleadings for Claimant and Defense (Online vs. Physical), and Online Payments by Type.

IT Report Detail	Jan	Feb	Mar	Apr	May	Jun	Jul	Aug	Sep	Oct	Nov	Dec	Annual Total
Online Submissions (eFile)													Online Filings
Total Unique Submissions	4,168	4,248	5,148										13,564
Submissions with Payment	1,333	1,308	1,814										4,455
Submissions with No Payment	2,835	2,940	3,334										9,109
Judicial Pleadings (Online vs. Physical)													Judicial Pleadings
Claimant Pleadings													Claimant Only
Total Claimant Pleadings	650	532	665										1,847
Percent Claimant Online	68%	82%	91%										80%
Percent Claimant Physical	32%	18%	9%										20%
Defense Pleadings													Defense Only
Total Defense Pleadings	269	233	253										755
Percent Defense Online	62%	67%	83%										70%
Percent Defense Physical	38%	33%	17%										30%
Combined Pleadings (Claimant + Defense)													Combined Pleadings
Total Combined Pleadings	919	765	918										2,602
Online Payments (ePay)													Online Payments
Total Amount Paid Online	\$107,910	\$696,744	\$447,559										\$1,252,213
Payments for Fees and Fines	\$106,575	\$100,175	\$151,375										\$358,125
Fees	\$60,500	\$59,925	\$79,125										\$199,550
Fines	\$46,075	\$40,250	\$72,250										\$158,575
Other Payments	\$1,335	\$596,569	\$296,184										\$894,087

Other Payments include: Appeals, Copy Requests, Self- Insurance Tax, Self-Insurance Membership Application, and C.A.M.E. Workshop Registrations.

TAB 5

State of South Carolina



Workers' Compensation Commission

MEMORANDUM

Date: April 9, 2026

To: Kristen McRee
Executive Director

From: Wayne Ducote
Insurance & Medical Services Director

RE: Monthly Insurance & Medical Services Report for March 2026

Please find attached the statistical report for the Insurance and Medical Services Department for the month of March 2026.

In addition to the statistical data provided, please be advised of the following:

Coverage Division

The Coverage Division had 54 new registrants for notification of lapse in coverage within our coverage notification system. No lapse in coverage notifications were sent. In the first quarter of 2026, NCCI had 2,225 new registrants within their notification system. 204 lapses in coverage notifications were sent.

The Coverage Division processed 1,923 Form 12As submitted electronically through the Verisk system and processed 291 manually filed Form 50s into the Verisk system.

Compliance Division

The Compliance Division created 245 DEW compliance investigation files. Of those 245 files, 66 files were closed immediately due to coverage being located. The remaining 179 files were opened for further investigation and notifications were sent to employers.

The Compliance Division collected over \$109,000 in non-compliance penalties and compelled 72 employers to come into compliance with the Act, which resulted in 427 more employees now covered by workers' compensation insurance than were previously covered. In addition, the GEAR program collected \$1,013.46 from two of our old non-compliant employers.

The Compliance Division docketed 10 carriers for a Rule to Show Cause hearing in March. All 10 carriers resolved their outstanding fines, totaling \$2,800, prior to the scheduled hearing date.

Medical Services Division

The Medical Services Division resolved 11 formal medical bill disputes, completed 7 medical bill reviews, and completed one medical bill pricing reviewer recertification. Additionally, the Medical Services Division had 310 contacts with stakeholders via emails and phone calls.

While this summary is in no way all-inclusive, it may serve to assist you and our Commissioners in understanding the key measures by which the department's effectiveness can be gauged. The Insurance and Medical Services Department welcomes any guidance that you or the Commissioners can provide concerning our performance and direction.

Department of Insurance & Medical Services
South Carolina Workers' Compensation Commission
March 2026 Monthly Report

	October	November	December	January	February	March	YTD Total FY25-26	YTD Total FY24-25	% Chg FY26
COMPLIANCE									
Total Cases Active at Beginning of Period	412	453	470	474	546	595	3,906	2,358	66%
Total Cases Initiated	290	235	219	272	254	289	2,421	1,943	25%
Total Cases Closed	249	218	215	200	205	243	2,118	1,912	11%
Total Cases Active at End of Period	453	470	474	546	595	641	4,209	2,389	76%
Cases from F50/12A/other	17	17	19	16	0	31	170	171	-1%
Cases from DEW	243	203	178	242	242	245	2,091	1,649	27%
Cases from Carriers	22	12	20	16	10	5	145	119	22%
Total Fines Assessed	\$ 80,500	\$ 100,250	\$ 91,250	\$ 87,250	\$ 85,000	\$ 94,750	\$ 832,991	\$ 629,229	32%
- DEW / Coverage / Miscellaneous	\$ 79,000	\$ 100,250	\$ 91,250	\$ 87,250	\$ 85,000	\$ 94,750	\$ 825,741	\$ 528,676	56%
- Underlying claim / uninsured employer	\$ 1,500	\$ 0	\$ 0	\$ 0	\$ 0	\$ 0	\$ 7,250	\$ 100,553	-93%
Total Fines Collected	\$ 79,396	\$ 105,100	\$ 87,775	\$ 72,475	\$ 59,575	\$ 109,425	\$ 805,541	\$ 582,459	38%
- DEW / Coverage / Miscellaneous	\$ 76,396	\$ 104,750	\$ 87,625	\$ 72,475	\$ 59,375	\$ 109,425	\$ 795,091	\$ 500,081	59%
- Underlying claim / uninsured employer	\$ 3,000	\$ 350	\$ 150	\$ 0	\$ 200	\$ 0	\$ 10,450	\$ 82,378	-87%
Fines Waived/Rescinded/Uncollectable	\$ 5,750	\$ 2,499	\$ 14,950	\$ 1,500	\$ 500	\$ 18,260	\$ 68,399	\$ 97,021	-30%
- Waived	\$4,250	\$250	\$750	\$750	\$0	\$18,260	\$ 38,200	\$ 31,150	23%
- Rescinded	\$1,500	\$750	\$1,500	\$750	\$500	\$0	\$ 16,000	\$ 43,061	-63%
- Uncollectable	\$0	\$1,499	\$12,700	\$0	\$0	\$0	\$ 14,199	\$ 22,810	-38%
Employer RTSC Cases Docketed	6	4	0	4	2	0	31	4	675%
Employers Compelled Into Compliance	53	62	59	43	44	72	459	392	17%
Previous Uninsured Employees Now Covered	363	392	344	252	219	427	2,698	2,236	21%
Carrier RTSC Cases Docketed	26	22	14	17	16	10	151	125	21%
Carrier RTSC Cases Resolved	26	21	14	17	16	10	150	125	20%
Carrier RTSC Fines Resolved	\$ 7,450	\$ 4,600	\$ 3,000	\$ 4,000	\$ 3,800	\$ 2,800	\$73,289	\$87,104	-16%
COVERAGE & ACCIDENT RPTG									
Employers Withdrawing From the Act	5	4	2	1	1	6	38	51	-25%
Coverage Fines Assessed	\$ 32,600	\$ 22,600	\$ 29,800	\$ 24,800	\$ 26,200	\$ 23,600	\$ 265,400	\$ 267,100	-1%
Coverage Fines Collected	\$ 22,800	\$ 17,200	\$ 23,800	\$ 21,900	\$ 20,400	\$ 24,200	\$ 203,250	\$ 211,150	-4%
Coverage Fines Waived	\$ 10,400	\$ 4,000	\$ 4,400	\$ 3,600	\$ 4,000	\$ 4,400	\$ 55,400	\$ 56,600	-2%
Number of 12As Filed EDI	2,003	1,589	1,566	1,547	1,637	1,923	15,968	15,437	3%
Number of 12As Filed Manually	246	248	251	197	192	291	2,230	2,264	-2%
Total Number of WCC Files Created	2,249	1,837	1,817	1,744	1,829	2,214	18,198	17,701	3%
Number of Fatalities Filed on 12As	6	4	5	7	9	6	58	64	-9%
MEDICAL SERVICES									
Bills Pending at Beginning of Period	6	8	10	7	9	12	79	52	52%
Bills Received	9	13	5	13	13	7	82	75	9%
Bills to be Reviewed	15	21	15	20	22	19	161	127	27%
Bills Reviewed this Month	7	11	8	11	10	11	85	76	12%
Bills Pending at End of Period	8	10	7	9	12	8	76	51	49%
Total Stakeholder Contacts	255	248	153	271	253	310	1,878		

TAB 6

State of South Carolina

1333 Main Street, 5th Floor
P.O. Box 1715
Columbia, S.C. 29202-1715



TEL: (803) 737-5700
www.wcc.sc.gov

Workers' Compensation Commission

MEMORANDUM

To: Kristen McRee, Executive Director

From: Sonji Spann, Claims Director

Date: April 13, 2026

Re: Claims Department April 2026 Full Commission Report

Attached is the Statistical Report for the Claims Department for the period July 1, 2025 – March 31, 2026, prepared for the Business Meeting on April 13, 2026.

Please note a format change in the attached data. The new format includes new categories, noted by an "*", in the Claims Activities column to report the number of forms returned to the sender. Collecting and reporting this information further clarifies the department's daily activities and provides insight into training needs for external stakeholders.

The total claims activities for this period have increased 4% when compared to the same period last fiscal year. The new data in the returned forms categories accounts for 535 or 4% of the total activities.

When compared to the same period last fiscal year, the number of Cases Reviewed showed no significant increase or decrease (27,715 vs 27,622). The number of Cases Closed increased by 1%; the number of Fines Assessed increased by 1%; and the Total Fines Paid increased by 7%. The number of Form 18 fines assessed automatically by the IT system decreased by 1%.

I will be happy to answer any questions you or the Commissioners have.

**Claims Department Statistical Report
FY2025-2026**

Claims Activities	July	August	Sept	Oct	Nov	Dec	Jan	Feb	March	FY25-26 YTD Total	FY24-25 YTD Total	% Diff from prev year
(a)	(b)	(c)	(d)	(e)	(f)	(g)	(h)	(i)	(j)	(o)	(p)	(q)
Forms 15-I - Processed	1,175	1,161	1,148	1,250	947	965	960	976	1,152	9,734	9,857	-1%
Forms 15-I - Returned*	30	30	19	24	17	13	27	21	20	201		
Forms 15-II/Forms 17 Processed	780	732	791	787	664	651	678	660	713	6,456	6,688	-3%
Forms 15-II/Forms 17 Returned *	118	64	56	101	87	75	92	80	99	772		
Forms 16 for PPD Processed	59	39	59	61	51	64	57	53	61	504	496	2%
Forms 16 for PPD Returned*				-						-	-	
Forms 18 - Processed	5,073	4,624	4,747	4,977	4,219	5,041	4,823	4,858	5,257	43,619	44,228	-1%
Forms 18 - Returned*												
Forms 20 - Processed	617	594	575	581	462	355	577	462	579	4,802	4,557	5%
Forms 20 - Returned*												
Form 61 - Processed	781	706	765	745	551	799	752	695	785	6,579	6,492	1%
Form 61 - Returned*	43	32	48	47	42	66	44	43	51	416		
Clinchers - Processed	683	663	680	691	505	737	602	632	749	5,942	6,026	-1%
Clinchers - Returned*	10	12	29	22	27	39	15	18	21	193		
Third Party Settlements Processed	23	23	21	28	20	31	22	15	26	209	195	7%
Third Party Settlements Returned*	1	-		2	3	8	4	2	7	27		
SSA Requests for Info	43	47	55	44	39	27	41	44	33	373	339	10%
Cases Closed Form 19 - Processed	2,466	2,265	2,261	2,307	1,854	1,960	2,288	2,038	2,135	19,574	19,437	1%
Cases Closed Form 19 - Returned*	409	381	390	429	313	328	417	370	337	3,374		
Cases Reviewed	3,517	3,384	3,434	3,473	2,499	2,328	2,821	3,097	3,162	27,715	27,622	0%
Total	15,828	14,757	15,078	15,569	12,300	13,487	14,220	14,064	15,187	130,490	125,937	4%
Total Fines Assessed	\$ 279	\$ 265	\$ 216	\$ 265	\$ 168	\$ 264	\$ 247	\$ 243	\$ 233	\$ 2,180	\$ 2,160	1%
Form 18 Fines	\$ 268	\$ 212	\$ 182	\$ 227	\$ 144	\$ 248	\$ 203	\$ 195	\$ 204	\$ 1,883	\$ 1,899	-1%
Total Amt Paid	\$ 63,650	\$ 43,000	\$ 47,250	\$ 36,250	\$ 32,800	\$ 31,600	\$ 28,600	\$ 31,600	\$ 33,600	\$ 348,350	\$ 326,900	7%

TAB 7

State of South Carolina

1333 Main Street
P.O. Box 1715
Columbia, S.C. 29202-1715



Tel: (803) 737-5700
Fax: (803) 737-1234
www.wcc.sc.gov

Workers' Compensation Commission

April 3, 2026

To: Kristen McRee, Executive Director
From: Amy A. Bracy, Judicial Director
RE: **Monthly Judicial Report for March 2026**

During the month of March, the Judicial Department processed four hundred eighty-nine (489) claim only 50s, and nine hundred eighteen (918) requests for hearings (claimant and defense pleadings). Comparing the numbers from the same period last year, claimant pleadings are up 4% and defense pleadings are down 5%. The department received one hundred (100) motions, a 12% decrease compared to the same period last year and one hundred forty-eight (148) clincher conference requests, a 6% decrease compared to the same time last year.

There were fifty (50) Single Commissioner hearings conducted during the past month, seven (7) pre-hearing conferences held, and seven (7) Full Commission hearings held. A total of six hundred twenty-six (626) orders (Single Commissioner orders, consent orders, and administrative orders) were served at the Single Commissioner level, sixty (60) of those were decision and orders that resulted from hearings, three hundred eighty-four (384) were consent orders, and one hundred fifty-two (152) were motion orders that were a result of motions ruled upon by Commissioners. The remaining thirty (30) orders were general administrative orders.

There were two hundred two (202) informal conferences requested during March and one hundred seventy-six (176) were conducted.

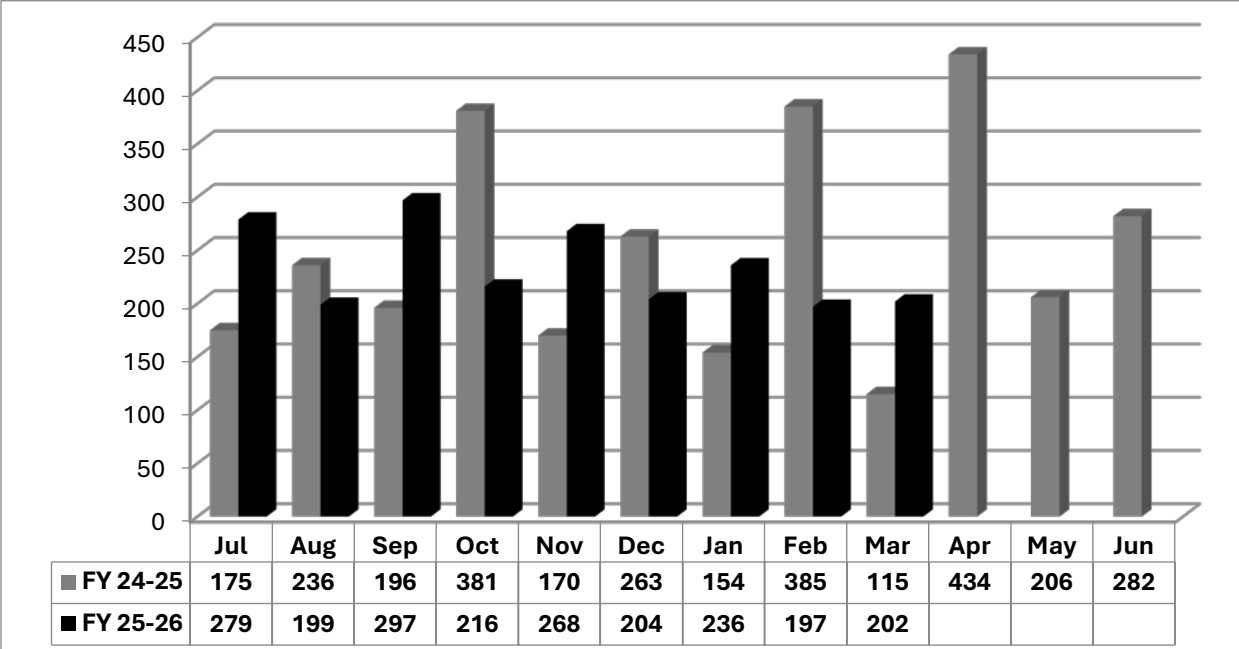
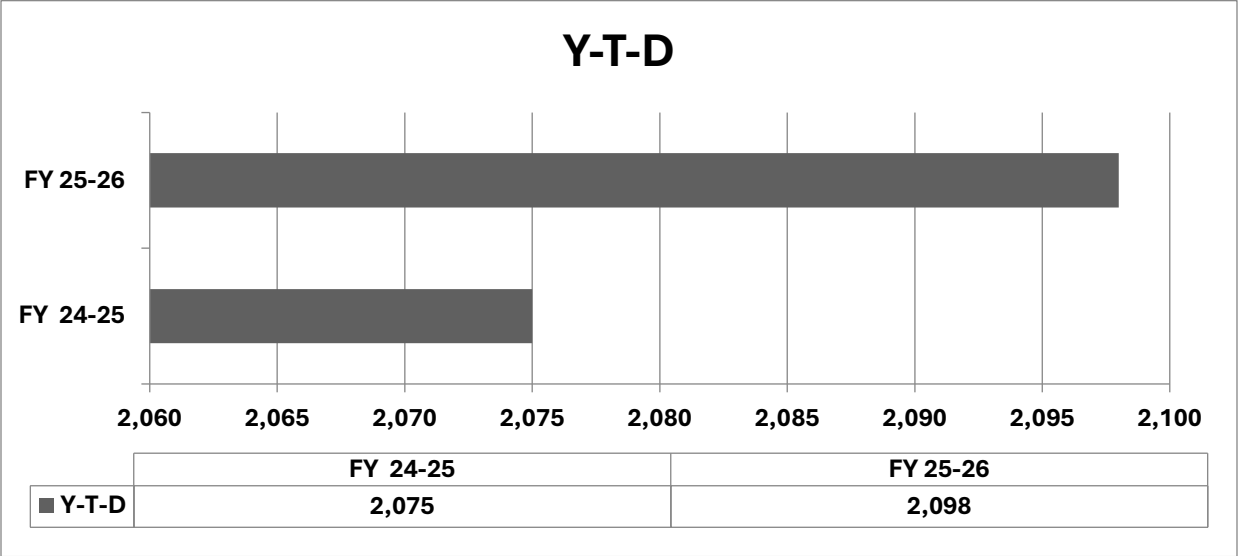
There were twenty-nine (29) regulatory mediations scheduled and sixty-five (65) requested mediations. Totals for regulatory mediations are down 2% and requested mediations remain even for the same period last year. The Judicial Department was notified of forty-six (46) matters resolved in mediation, with the receipt of Forms 70. This category's total is down 7% compared to this period last year. This does not include mediations that take place outside of what is reported to the Commission.

In the month of March, there were zero (0) Notices of Intent to Appeal to the Court of Appeals and zero (0) to the Circuit Court.

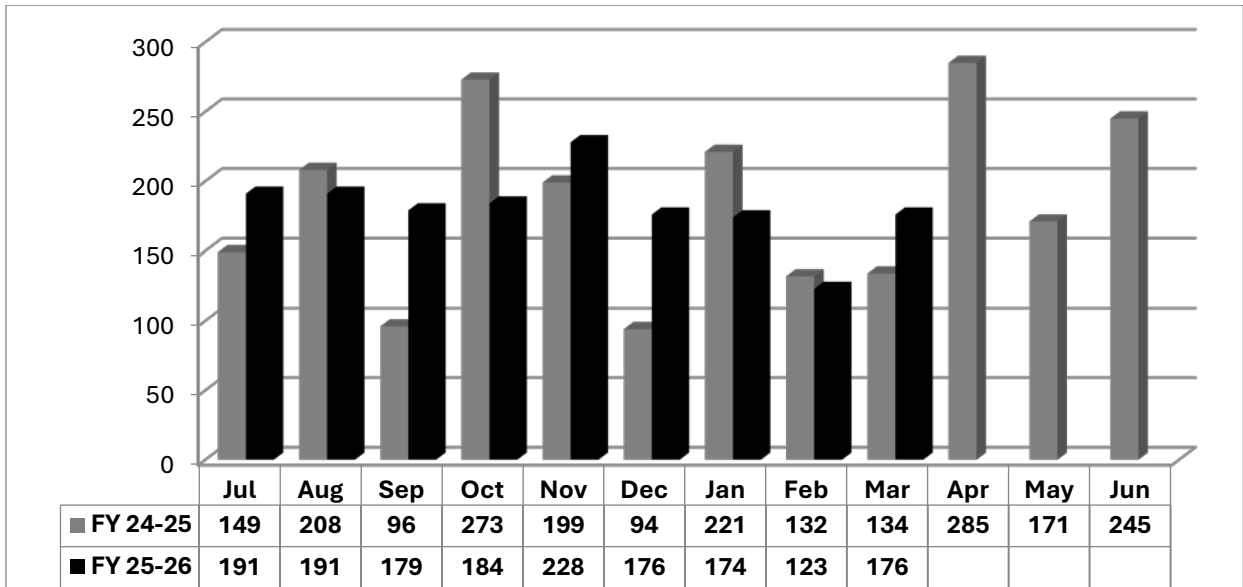
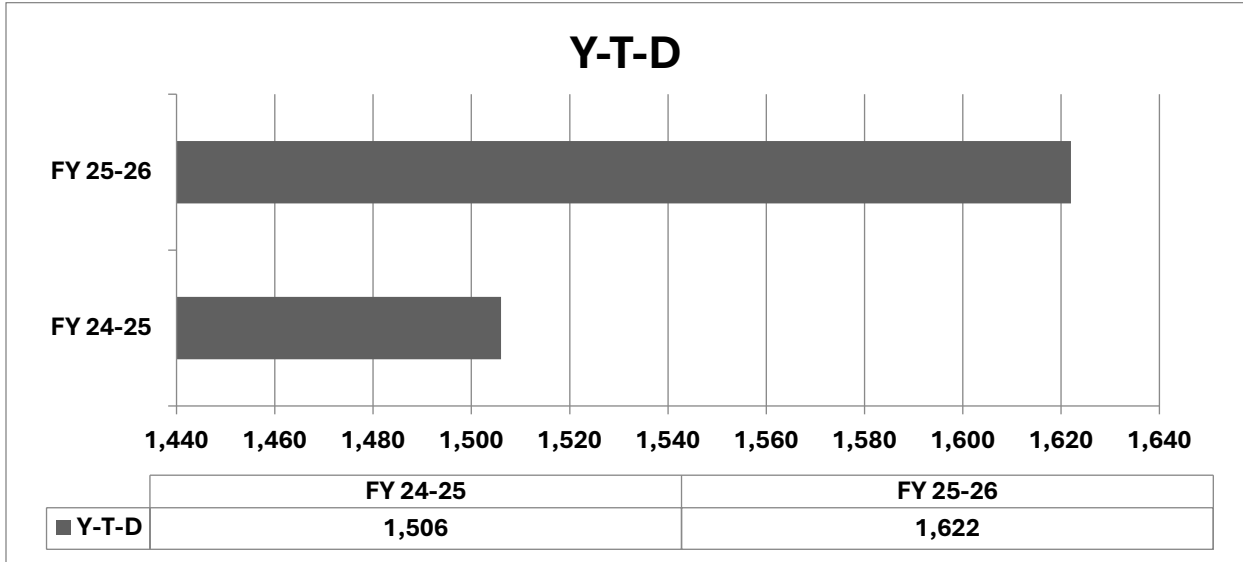
**Judicial Department Statistical Report
Statistics For Fiscal Year 2025-2026 - Updated Version**

	July	Aug	Sept	Oct	Nov	Dec	Jan	Feb	March	Totals YTD 2025-2026	Totals YTD 2024-2025	% Diff from prev year
Claimant Pleadings	625	606	595	676	509	534	652	532	665	5,394	5,173	4%
Claimant Pleadings - Not proper (new)	86	81	87	91	61	69	60	89	95	719	905	-21%
Defense Response to Pleadings	462	537	506	540	527	472	463	404	500	4,411	4,350	1%
Defense Pleadings	280	242	267	295	223	238	269	234	253	2,301	2,418	-5%
Defense Pleadings - Not proper (new)	57	57	52	62	54	40	53	53	52	480	548	-12%
Form 50 - Claim Only	280	294	360	362	275	327	258	327	489	2,972	2,732	9%
Letters of Representation	78	268	186	159	135	151	194	231	256	1,658	520	219%
Motions	111	118	105	123	77	96	93	88	100	911	1,040	-12%
Motion - Reliefs of Counsel (new)	57	63	94	127	75	73	47	54	93	683	730	-6%
Motions Improper (Motions and ROC) (new)	31	40	39	60	43	35	17	24	36	325	356	-9%
Form 30	10	7	5	7	2	10	10	2	12	65	86	-24%
FC Hearings Held	6	9	5	4	8	8	2	2	7	51	43	19%
FC Orders Served	9	16	10	7	4	7	21	3	7	84	127	-34%
Single Comm. Hearings Held	55	51	41	62	54	56	50	72	50	491	471	4%
Single Comm. Orders Served	498	473	536	512	371	477	576	408	626	4,477	4,415	1%
Single Comm. Pre-Hearing Conf Held	5	13	16	21	2	10	11	13	7	98	98	0%
Clincher Conference Requested	141	158	142	165	123	141	108	130	148	1,256	1,341	-6%
Informal Conference Requested	279	199	297	216	268	204	236	197	202	2,098	2,075	1%
Informal Conference Conducted	191	191	179	184	228	176	174	123	176	1,622	1,506	8%
Regulatory Mediations	31	30	34	33	41	39	33	15	29	285	291	-2%
Requested Mediations	86	83	78	84	57	62	103	77	65	695	694	0%
Mediation Resolved	39	87	37	54	78	40	67	74	46	522	560	-7%
Mediation Impasse	12	37	19	11	17	9	14	22	14	155	167	-7%
Claim Settled Prior to Mediation	9	11	9	19	22	19	20	8	11	128	144	-11%
Total	3,438	3,671	3,699	3,874	3,254	3,293	3,531	3,182	3,939	31,881	30,790	4%

JUDICIAL DEPARTMENT INFORMAL CONFERENCES REQUESTED YTD MARCH 2026



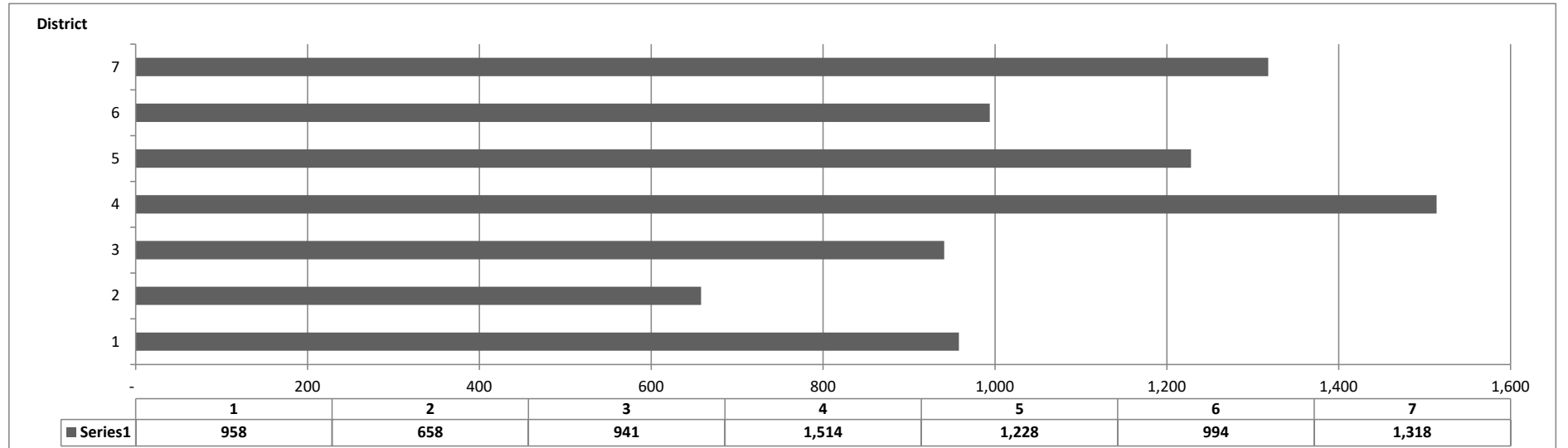
JUDICIAL DEPARTMENT INFORMAL CONFERENCES CONDUCTED YTD MARCH 2026



Judicial Department Pleadings Assigned - Three Year Comparison by Month

	District 1 Greenville			District 2 Anderson			District 3 Orangeburg			District 4 Charleston			District 5 Florence			District 6 Spartanburg			District 7 Richland		
	25-26	24-25	23-24	25-26	24-25	23-24	25-26	24-25	23-24	25-26	24-25	23-24	25-26	24-25	23-24	25-26	24-25	23-24	25-26	24-25	23-24
Jul	96	130	93	80	101	64	99	125	80	153	172	150	129	152	106	103	123	100	131	146	131
Aug	118	93	112	89	74	85	112	135	115	188	186	189	140	111	145	126	135	118	168	179	150
Sep	109	78	110	73	49	83	98	70	113	160	126	234	138	96	160	115	89	111	141	97	148
Oct	125	123	96	72	111	68	115	125	107	199	244	181	157	183	149	141	149	114	157	168	142
Nov	122	73	106	70	48	79	114	85	111	157	164	190	122	122	139	94	112	113	138	120	173
Dec	104	117	105	70	68	80	95	118	99	173	157	142	150	145	99	111	128	93	147	136	107
Jan	87	108	102	81	76	73	112	106	79	158	152	174	125	142	117	97	111	114	146	143	147
Feb	96	88	114	65	64	69	98	83	94	162	136	170	131	133	128	101	112	117	140	132	132
Mar	101	91	104	58	78	82	98	88	119	164	200	172	136	152	152	106	110	117	150	143	166
Apr		103	112		90	58		82	102		157	173		127	114		97	116		135	140
May		109	133		55	94		120	115		179	206		115	153		97	123		135	142
Jun		114	101		88	65		140	88		183	147		148	157		123	95		162	133
Totals	958	1,227	1,288	658	902	900	941	1,277	1,222	1,514	2,056	2,128	1,228	1,626	1,619	994	1,386	1,331	1,318	1,696	1,711

Pleadings Assigned by District Year to Date



TAB 8

State of South Carolina



Workers' Compensation Commission

Executive Director's Report

April 13, 2026

Meetings and Other Activities

During the month of March, the Executive Director's Office participated in a Stanford E. Lacy Workers' Compensation Inn of Court meeting; a meeting with IT staff to discuss adding Microsoft Forms to our Shared Services Agreement; a meeting with legal staff and human resources to discuss performance management; a meeting with the Self-Insurance Department to discuss a self-insurance matter; a Westlaw demonstration to view the new CoCounsel research platform available for purchase; two (2) meetings with Department of Administration staff to discuss the proposed accounts payable (a/p) automation solution and its integration with SCEIS/SAP; two (2) meetings with two (2) potential vendors for the a/p automation project; two (2) meetings with the Department of Administration to discuss budget matters and the agency's financial reporting packages; a monthly department head meeting; a meeting with the Office of the State Auditor to discuss the commencement of the agency's bi-annual financial audit; and a meeting with FairHealth to discuss the feel schedule draft.

Constituent /Public Information Services

For the month of March, the Executive Director's and the General Counsel's offices had one hundred thirty-four (134) contacts with stakeholders.

Financial Transactions and Procurement Activity

During the month of March, the Executive Director's office processed and approved seven (7) travel expense reports, three (3) purchase orders, ninety-five (95) invoices, and forty-four (44) deposits. All documentation related to these financial transactions was sent to Admin to process in the SCEIS system.

SCWCC Stakeholder Electronic Distribution List

For the month of March, the Executive Director's office had one (1) addition and fourteen (14) deletions to the distribution list.

Advisory Notices

During the month of March, the office posted five (5) notices on the Commission's website and emailed them to the distribution list. There were two (2) posts on the Commission's LinkedIn page during the month.

The Commission's annual C.A.M.E. seminar is scheduled for May 8, 2026. There are currently about 60 registrants. The seminar will focus on a third-party claim to include the related Commission filings, the required procedures and processes, and common pitfalls.

Legislative Responses

Over the past several months, the Executive Director has worked with the Director of Insurance and Medical Services to prepare an efficiency study of the Agency's use of the Department of Revenue's (DOR) Governmental Enterprise Accounts Receivable (GEAR) Pilot Program for collections from corporations and limited liability companies. The study was completed in March and submitted to the House Legislative Oversight Committee (HLOC). We consider our use of the program to be both efficient and successful, as it has enabled the Commission to increase collection revenues with minimal impact on department operations.

Vocational Rehab

There were 2,135 claims closed in the month of March; all claims were referred for disposition by Vocational Rehabilitation in April 2026.

TAB 9

State of South Carolina

1333 Main Street, 5th Floor
P.O. Box 1715
Columbia, S.C. 29202-1715



TEL: (803) 737-5700
www.wcc.sc.gov

Workers' Compensation Commission

MEMORANDUM

TO: COMMISSIONERS

FROM: Kristen McRee, Executive Director

DATE: April 13, 2026

RE: FINANCIAL REPORT – FY Period 9 ending March 31, 2026

Attached is the Budget vs. Actual Report for the General Fund and Earmarked Fund for the fiscal year period ending March 31, 2026. The benchmark for this period is 75%.

Expenditures – General Fund – Annual Budget \$6,096,329

The total expenditure for the General Fund year-to-date is \$4,432,863 or 73% of the annual budget. Staff salary expenditures transferred from the earmarked fund at the close of FY25 account for the increase in spend for this period last FY.

The balances of the funds appropriated by the General Assembly for the IT System Modernization Project has decreased 33% to \$1,132,282 from its original balance of \$1,695,084 because of expenses related to the IT Legacy System upgrades. Year to date, total expenditures from the fund equal \$386,916. There is \$51,066 in outstanding commitments. The balance of the non-recurring appropriation funds for the IT System Project remains stable at \$1,000,000.

Expenditures – Earmarked Fund – Annual Budget \$3,383,413

The Earmarked Fund (38440000) total expenditures year-to-date are \$1,183,508 which is 35% of budget.

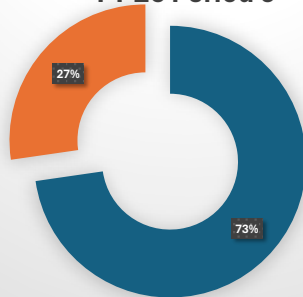
Revenues – Earmarked Annual Budget \$3,155,349

The Commission posted \$2,495,050 in Earmarked Fund operating revenues year-to-date, which is 79% of the annual budget.

Statement of General Fund Expenditures and Revenues Fiscal Year 2026
Period 9 Ending 3/31/2026 - 75% of year elapsed

	Fund	Commitment Item			Budget	FY26 YTD Actual	FY25 YTD Actual
Revenues							
General Fund Appropriation	10010000				\$ 6,016,541	\$ 6,016,541	\$ 5,939,713
General Fund Adjustments	10010000	516001			\$ 79,788	\$ 79,788	\$ 76,828
Total Revenues					\$ 6,096,329	\$ 6,096,329	\$ 6,016,541
Expenditures							
			Account		Budget	FY26 YTD Actual	FY25 YTD Actual
	10010000	501026	Chairman		\$ 194,296	\$ 145,722	\$ 142,865
	10010000	501033	Commissioners		\$ 1,131,810	\$ 848,857	\$ 755,159
	10010000	501015	Director		\$ 160,339	\$ 120,254	\$ 117,897
	10010000	501058	Classified Positions		\$ 2,826,119	\$ 1,928,470	\$ 370,352
			Admin	\$ 495,954			
			AA's	\$ 454,953			
			Claims	\$ 325,313			
			IMS	\$ 432,832			
			Judicial	\$ 499,003			
			Self-Insurance	\$ 124,100			
			IT	\$ 493,964			
Total Payroll:					\$ 4,312,564	\$ 3,043,303	\$ 1,386,273
	10010000	501050	Taxable Subsistence		\$ 75,000	\$ 52,009	\$ 52,168
	10010000	501070	Other Personnel Services		\$ 75,000	\$ 38,552	\$ 32,009
	10010000	5020000	Contractual Services		\$ -	\$ -	\$ 3,900
	10010000	503000	Supply and Material			\$ 5,442	\$ 4,126
	10010000	513000	Employer Contributions		\$ 1,730,765	\$ 1,292,207	\$ 552,465
	10010000	504000	Fixed Charges and Cont			\$ 1,350	\$ -
Total Expenditures						\$ 4,432,863	\$ 2,030,941
				% of Budget Used			
					73%		34%
				% of Budget Remaining			
					27%		66%

**% Used v. % Remaining
FY 26 Period 9**



■ % of Budget Used
 ■ % of Budget Remaining

Statement of Earmarked Fund Revenues and Expenditures Fiscal Year 2026

Period 9 Ending 3/31/2026- 75% of Year elapsed

	Commitment Item	Account		Budget FY26	FY26 YTD Actual	Revenues YTD FY25
Revenues						
38440000	4110090000	Hearing Fees		\$ 1,091,322	\$ 868,423	\$ 857,452
38440000	4160040000	Self-Ins Application Fee		\$ 7,350	-	-
38440000	4223030000	Filing Violations		\$ 1,985,476	\$ 1,367,365	\$ 1,246,215
38440000	4226020000	Settlements		\$ -	\$ -	\$ -
38440000	4350040000	Parking Fees		\$ 5,785	\$ 4,160	\$ 4,155
38440000	4350140000	WC Appeal Fees		\$ 32,251	\$ 8,050	\$ 10,770
38440000	4380020000	Training & Conference Registration		\$ 3,120	\$ -	\$ 1,105
38440000	4380050000	Photocopying Fees		\$ 25,300	\$ 11,545	\$ 10,817
38440000	4480020000	Sale of Services		\$ 3,120	\$ 4,527	\$ 910
38440000	4480060000	Sale of Listings and Labels		\$ 1,625	\$ 4,325	\$ 5,950
38440000	4520010000	Refund Prior Year Expenditure		\$ -	\$ 225,981	\$ -
38440000	4530010000	Returned Checks		\$ -	\$ (50)	\$ (350)
38440000	4530020000	Adjustment of Agency Deposits		\$ -	\$ 50	\$ (600)
38440000	4530030000	Miscellaneous Revenue		\$ -	\$ 674	\$ -
Total Revenues				\$ 3,155,349	\$ 2,495,050	\$ 2,136,424
% of Budget Collected					79%	57%
% of Budget Outstanding					21%	43%
Expenditures						
	Commitment Item	Account		Budget FY26	FY26 YTD Actual	Expenditures YTD FY25
38440000	501058	Classified Positions		\$ 160,000	\$ -	\$ 1,499,620
		Other Operating				
38440000	502000	Contractual Services		\$ -	\$ 476,689	\$ 444,437
		316 Photography	\$ 875.00			
		IT- Application Support- Data Network	\$ 242.87			
		Verizon Internet	\$ 6,132.24			
		Verizon Hotspot	\$ 4,378.01			
		NWN	\$ 23,044.08			
		Segra	\$ 7,588.31			
		DTO	\$ 200,523.75			
		FedEX	\$ 2,931.32			
		Verizon/AT&T	\$ 8,614.60			
		Legal Services	\$ 5,965.82			
		Transcripts	\$ 5,455.00			
		Ct. Reporters	\$ 72,224.35			
		Attorney Fees	\$ 27,186.50			
		Admin Shared Services MOU	\$ 33,690.00			
		Education & Training	\$ 75.00			
		Motorized Vehicle Services	\$ 49.00			
		General Repair	\$ 165.00			
		Sonitrol	\$ 17,339.74			
		Laundry Services	\$ 32.55			
		Junk King (Rubbish Removal)	\$ 800.00			
		OSA Audit Charges	\$ 269.46			
		Catering	\$ 1,179.36			
		Other Professional Services	\$ 13,452.42			
		Lionbridge	\$ 97.20			
		Security Services	\$ 43,507.17			
		Shred America	\$ 870.00			
38440000	503000	Supply and Material		\$ -	\$ 129,722	\$ 179,395
		Office Supplies	\$ 29,603.76			
		Subscriptions (Lexis & Westlaw)	\$ 60,507.41			
		Custom Printed Materials	\$ 5,438.33			
		IT Equipment & Supplies App. Support	\$ 1,620.00			
		IT Software License and Support	\$ (14,697.12)			
		IT Equipment & Supplies	\$ 2,963.99			
		IT Equipment & Supplies End User	\$ 1,014.96			
		IT Equipment & Supplies / Print & Copy	\$ 1,588.35			
		Postage	\$ 23,463.19			
		Communication Supplies	\$ 215.98			
		Furniture	\$ 14,952.10			
		Miscellaneous Supplies	\$ 1,815.00			

Expenditures	Commitment Item	Account		Budget FY26	FY26 YTD Actual	Expenditures YTD FY25
		Security Alarm System Supplies	\$ 53.98			
		Gasoline	\$ 75.15			
		Office Security Supply Expenses	\$ 185.90			
		Instructional materials (Westlaw Library)	\$ 734.01			
		Promotional Materials	\$ 114.38			
		Admin Parking Badge	\$ 5.00			
		Other Supplies	\$ 67.45			
38440000	504000	Fixed Charges and Contributions		\$ -	\$ 445,836	\$ 408,188
		Rent- State Owned Property	\$ 120.00			
		PO Box Rent	\$ 4,344.00			
		Republic Parking	\$ 28,202.00			
		HUB Int'l-Cyber Insurance Policy	\$ 8,734.40			
		Dues & Membership Fees	\$ 8,888.00			
		Fees & Fines	\$ 3,500.00			
		Fees & Fines Background Checks (SLED)	\$ 26.00			
		Fees & Fines Licensing	\$ 171.20			
		EDI Lease (Usage)	\$ 11,463.31			
		EDI Lease (Interest)	\$ 7,436.69			
		Gallium (Rent)	\$ 362,487.32			
		Gallium (Interest)	\$ 10,463.08			
38440000	505000	Travel		\$ -	\$ 100,725	\$ 95,416
		In-State Meals	\$ 2,235.00			
		In-State Lodging	\$ 13,380.18			
		In-State Air	\$ 1,827.53			
		In-State Mileage	\$ 18,701.69			
		In-State Other	\$ 588.38			
		In-State Misc-Travel Expense	\$ 1,272.80			
		In-State Registration Fees	\$ 2,075.00			
		Subsistence	\$ 594.80			
		Out-of-State Meals	\$ 1,415.00			
		Out-of-State Lodging	\$ 7,190.34			
		Out-of-State Air Transport	\$ 3,725.87			
		Out-of-State Mileage	\$ 1,980.84			
		Out-of-State Other	\$ 1,826.04			
		Out-of-State Misc Travel	\$ 1,321.45			
		Out-of-State Registration Fees	\$ 6,444.00			
		State Fleet	\$ 36,146.15			
38440000	506000	Capital Equipment		\$ -	\$ 9,721	\$ -
		Point Security	\$ 9,721.20			
38440000	514000	Benefits and Claims			\$ 1,604	\$ 2,196
38440000	501070	Other Personal Services		\$ -	\$ 294	\$ 28,736
Total	512001	Other Operating		\$ 3,143,413	\$ 1,164,591	\$ 1,158,368
38440000	513000	Employer Contributions/ WC Insurance		\$ 80,000	\$ 18,917	\$ 694,029
Total Expenditures				\$ 3,383,413	\$ 1,183,508	\$ 3,352,017
				% of Budget Used		
					35%	99%
				% of Budget Remaining		
					65%	1%
% Spend v. % Collected					47%	157%

