

A G E N D A

SOUTH CAROLINA WORKERS' COMPENSATION COMMISSION

1333 Main Street, 5th Floor
Columbia, South Carolina 29201
June 17, 2024 10:30 a.m.

Meeting to be held in Hearing Room A

The Commission's Business Meeting will be broadcast live on the Internet via Zoom. Interested parties may access the broadcast at the following link:

Join Zoom Meeting

<https://us02web.zoom.us/j/8249297108?pwd=akcwMkMxSnYzQWFxdEs4V2x6UWtyUT09&omn=85163700849>

Meeting ID: 824 929 7108

Passcode: 073988

This meeting agenda was posted prior to the meeting and proper advance notice was made to all concerned parties in compliance with requirements in the Freedom of Information Act.

- | | |
|---|---|
| 1. CALL TO ORDER | CHAIRMAN BECK |
| 2. APPROVAL OF AGENDA OF BUSINESS MEETING
OF JUNE 17, 2024 | CHAIRMAN BECK |
| 3. APPROVAL OF MINUTES OF THE REGULAR BUSINESS MEETING
MAY 20, 2024 (Tab 1) | CHAIRMAN BECK |
| 4. RECOGNITION OF AGENCY EMPLOYEES BIRTHDAYS | CHAIRMAN BECK |
| 5. APPLICATIONS FOR APPROVAL TO SELF-INSURE (Tab 2)
A. Self-Insurance Department Report | MS. BROWN |
| 6. DEPARTMENT DIRECTORS' REPORTS
Administrative Services (Tab 3)
Financial Report (Tab 4)
Information Services (Tab 5)
Insurance and Medical Services (Tab 6)
Claims (Tab 7)
Judicial (Tab 8) | MS.MCREE
MS.MCREE
MR. PLUSS
MR. DUCOTE
MS. SPANN
MS. BRACY |
| 7. DEPARTMENT OF VOCATIONAL REHABILITATION
Monthly Report (Tab 9) | MS. MENEFEE |
| 8. EXECUTIVE DIRECTOR'S REPORT (Tab 10) | MR. CANNON |
| 9. OLD BUSINESS | CHAIRMAN BECK |
| 10. NEW BUSINESS | CHAIRMAN BECK |
| 11. EXECUTIVE SESSION | CHAIRMAN BECK |
| 12. ADJOURNMENT | CHAIRMAN BECK |

Table of Contents

1	Approval of Minutes of Business Meeting of May 20, 2024
2	Self-Insurance
3	Administrative Services
4	Financial Report
5	Information Services
6	Insurance & Medical Services
7	Claims
8	Judicial
9	Vocational Rehabilitation
10	Executive Director's Report
11	Old Business
12	New Business

TAB 1

THE
SOUTH CAROLINA WORKERS'
COMPENSATION COMMISSION
BUSINESS MEETING
May 20, 2024

A Business Meeting of the South Carolina Workers' Compensation Commission was held in Hearing Room A of the Workers' Compensation Commission on Monday, May 20, 2024, at 10:30 a.m. The meeting agenda was posted prior to the meeting and proper advance notice was made to all concerned parties in compliance with requirements in the Freedom of Information Act. The following Commissioners were present:

T. SCOTT BECK, CHAIRMAN
GENE MCCASKILL, VICE CHAIR
AVERY WILKERSON, COMMISSIONER
CYNTHIA DOOLEY, COMMISSIONER
R. MICHEAL CAMPBELL, II, COMMISSIONER
MELODY JAMES, COMMISSIONER
AISHA TAYLOR, COMMISSIONER

Present also were Keith Roberts, General Counsel; Christy Brown, Self-Insurance Director; Amy Bracy, Judicial Director; Kristen Mcree, Administrative Services Director; Sonji Spann, Claims Director; Kris Pluss, IT Director; Chris Crump, IT Consultant; Jordan Mays, Staff Attorney; and Eric Baxley, Staff Attorney. A representative from IWA participated by Zoom.

Chairman Beck called the meeting to order at 10:33 a.m.

AGENDA

Commissioner Taylor moved that the agenda be approved. Commissioner James seconded the motion, and the motion was approved.

APPROVAL OF MINUTES – BUSINESS MEETING OF MAY 20, 2024

Commissioner McCaskill moved that the minutes of the Business Meeting of May 20, 2024 be approved. Commissioner Campbell seconded the motion, and the motion was approved.

GENERAL ANNOUNCEMENTS

No general announcements.

Recognition of Agency employees Birthdays for the month of May 2024.

SELF-INSURANCE

Ms. Brown presented her report in written form. There were no questions from the Commission.

Ms. Brown introduced the new Program Assistant, Elizabeth Toohey.

Self-insurance applications were presented by Christy Brown, Self-Insurance Director. **Fifteen (15)** prospective members of **Two (2)** funds was presented to the Commission for approval. The applications were:

Palmetto Timber Fund

CB Soggy Bottom Logging LLC
Stone Logging LLC

South Carolina Home Builders SIF

BCR Steel LLC
BH Contracting Group LLC
Bluestem Holdings LLC
Cedar Creek Construction LLC
Clearwater Pool Services Inc
CNT Foundations LLC
Leigh's Heating & Cooling Inc
Onenation Gardening LLC
Pampa Bay Landscape Construction LLC
Riddley Mechanical Group LLC
Southern Drywall Inc
Spire Contracting LLC
Standard Foundations LLC

After examination of the applications, it was determined that each complied with the Commission's requirements, and each was recommended for approval.

Commissioner Wilkerson made the motion to approve the applications to self-insure. Commissioner James seconded the motion to approve the applications to self-insure, and the motion was approved.

DEPARTMENT DIRECTORS' REPORTS

Each Department report was submitted in written form and included in the Commission's agenda booklets.

ADMINISTRATIVE SERVICES

Ms. Mcree presented the Human Resources and the Financial Report in written form. There were no comments or questions from the Commission.

INFORMATION SERVICES

Mr. Pluss presented the IT report in written form. There were no comments or questions from the Commission.

INSURANCE AND MEDICAL SERVICES

Mr. Cannon presented the report in the absence of Wayne Ducote in written form. There were no comments or questions from the Commission.

CLAIMS

Ms. Spann presented her report in written form. There were no comments or questions from the Commission.

JUDICIAL

Ms. Bracy presented her report in written form. There were no questions from the Commission.

VOCABATIONAL REHABILITATION

Mr. Cannon presented the Vocational Rehabilitation report. There were no questions from the Commission.

EXECUTIVE DIRECTOR'S REPORT

Mr. Cannon submitted his report in written form. There were no comments or questions from the Commission.

OLD BUSINESS

There was no old business.

NEW BUSINESS

There was no new business.

EXECUTIVE SESSION

Commissioner Taylor made a motion to move into Executive Session to discuss pending litigation matters. Commissioner Wilkerson seconded the motion, and the motion was approved. The Commission went into Executive Session at 10:55 a.m.

Commissioner Taylor made the motion to leave Executive Session at 11:15 a.m.; noting that no action was taken. Commissioner Wilkerson seconded the motion, and the motion was approved.

ADJOURNMENT

Commissioner Campbell made the motion to adjourn. Commissioner Dooley seconded the motion, and the motion was approved.

The May 20, 2024 meeting of the South Carolina Workers' Compensation Commission

adjourned at 11:15 a.m.

Reported June 4, 2024.

Arnisha Keitt

Executive Assistant

TAB 2

TAB 3

State of South Carolina

1333 Main St, Suite 500
P.O. Box 1715
Columbia, S.C. 29202-1715



Tel: (803) 737-5700
Fax: (803) 737-1258
www.wcc.sc.gov

Workers' Compensation Commission

To: Gary Cannon, SCWCC Executive Director
From: Kristen McRee, Director of Administrative Services
Date: June 17, 2024
Subject: Administrative Department May 2024 Full Commission Report

This report summarizes the Human Resources, Procurement, and Finance, Budget, and Privacy initiatives during May 2024.

I. Human Resources

Hiring Recruitment & Retention

Recruiting efforts for a third staff attorney continued through the month of May. Two responsive resumes were received, and interviews will be conducted in June. The position remains open and recruiting efforts are ongoing.

Recruiting efforts for the Commission's IT Helpdesk position continued through May. The position was posted on May 8, 2024 and closed on May 17, 2024. Interviews will be conducted during the month of June. The law clerk position remains vacant. The Commission currently employs 51 employees. 50 of those employees are FTEs and 1 is part-time.

During the month of May, the Commission also received notification of an upcoming vacancy in a commissioner's office due to a staff retirement. Recruiting efforts began at the beginning of May. A position description was drafted, and the job posting was activated on May 2nd. We received an overwhelming response to the job posting and resumes were reviewed on a rolling basis. Due to the lack of responsive applications, the posting was reactivated on May 16, 2024. An internal staff member from the Judicial Department was promoted to fill the vacancy. The Commission congratulates Ms. Mackenzie Stites on her achievement and looks forward to her continued service in her new role.

HR also participated in planning and organizing the annual Employee Team Building Event and Employee Appreciation Week. The event was held at Saluda Shoals Park on May 24, 2024 and included employee recognition awards, a team building exercise, and lots of fantastic food and fun! Many thanks to the Social Committee for their hard work on this event.

Administrative Services also participated in a two-day Privacy Program Management Course hosted by the South Carolina Department of Administration's Enterprise Privacy Office and a one-day seminar hosted by the South Carolina Workers' Compensation Educational Association. The office also attended a webinar hosted by the US Department of Labor discussing the recent FLSA final rule amending the Executive, Administrative, and Professional exemption.

II. Procurement

Administrative Services prepared the final draft of the statement of work and completed the required procurement forms for security services at the Commission offices. The package was sent to State Procurement in early June.

The office continues to participate in other procurements such as the ordering of new furniture (lobby chairs, Commissioner's chairs, desks, and related items), promotional items, and employee plaques and is monitoring the procurement and delivery of two additional monitors to be placed in the hearing rooms. All equipment has been received by the vendor and the install is tentatively scheduled for July.

III. Finance & Budget

Administrative Services continues to monitor the coding of invoices and timely process invoices for payment. Looking forward to the close of the fiscal year, the office will work to close open commitments and purchase orders as appropriate.

Administrative Services also participated in a monthly meeting with Admin to review payroll projections and operating cost reports in preparation for the FY 2024- 2025 budget.

In May, the State Auditor's Office conducted an on-site audit of the Commission's HR/payroll files, budget and cash transfers, deposits, P-Card purchases, and capital asset purchases and retirements. The Department began working with the OSA in late April and continues to provide the requisite responses, submit the required follow-up documentation, and participate in meetings to discuss the information submitted. The audit is ongoing but is expected to conclude in June.

IV. Privacy & Security

As part of the Agency's ongoing efforts to improve the services it offers to its stakeholders, Administrative Services monitors data transfer transactions to ensure compliance with our privacy statute, S.C. Code Ann. § 42-19-40. During the month of May, a third-party data transfer agreement was drafted and submitted to a state vendor for review and signature. The office will begin review of the agency's data transfer processes and ensure that the requisite agreements have been executed.

TAB 4

State of South Carolina

1333 Main Street, 5th Floor
P.O. Box 1715
Columbia, S.C. 29202-1715



TEL: (803) 737-5700
www.wcc.sc.gov

Workers' Compensation Commission

MEMORANDUM

TO: COMMISSIONERS

FROM: Kristen McRee, Director Administrative Services

DATE: June 17, 2024

RE: FINANCIAL REPORT – FY Period ending May 31, 2024

Attached is the Budget vs. Actual Report for the General Fund and Earmarked Fund for the fiscal year period ending May 31, 2024. The benchmark for this period is 92%.

Expenditures – General Fund – Annual Budget \$2,985,961

The total expenditure for the General Fund year-to-date is \$2,673,235 or 86% of the annual budget as shown on Page 2. Page 3 and 4 reflects the balances of funds appropriated by the General Assembly for the IT System Modernization Project. Those balances remain stable at \$1,695,084 and \$5,000,000 respectively.

Expenditures – Earmarked Fund – Annual Budget \$5,607,845

The Earmarked Fund (38440000) total expenditures year-to-date are \$4,120,628 which is 73% of budget as shown on Page 7.

Revenues – Earmarked Annual Budget \$3,157,092

The Commission posted \$2,644,176 in Earmarked Fund operating revenues year-to-date, which is 84% of the annual budget.

Self-Insurance Tax Funds

The amount budgeted from the Self-Insurance Tax for the Commission is \$2,500,000. The amount received year-to-date is \$4,960,177 which is 198% of budget.

South Carolina Workers' Compensation Commission
Budget vs. Actual Report
FY 2024 As of 5/31/2024
92% of year elapsed

Fund 10010000 - GENERAL FUND - Operating Items

Administration

		FY 2024				
Commitment Item	Commitment Item Description	Current Budget	YTD Expenditures	% Used	Commitments	Remaining Balance
501015	DIRECTOR	146,417	147,331	101%		-914
501058	CLASSIFIED POS					
501070	OTH PERS SVC					
512001	OTHER OPERATING	294,907				
505000	TRAVEL					
Total OTHER OPERATING:		294,907			0	294,907
Total Administration:		441,324	147,331	33%	0	293,993

FY 2023	
YTD Expenditures	% Used
134,215	92%
11,375	
7,320	
2,576	
2,576	1%
155,486	35%

Inform. services

		FY 2024				
Commitment Item	Commitment Item Description	Current Budget	YTD Expenditures	% Used	Commitments	Remaining Balance
502000	CONTRACTUAL SVC		3,941			
503000	SUPPLY AND MATERIAL		42		9,302	
Total OTHER OPERATING:			3,983		9,302	-13,285
Total Inform. services:			3,983		9,302	-13,285

YTD Expenditures	% Used

Claims

		FY 2024				
Commitment Item	Commitment Item Description	Current Budget	YTD Expenditures	% Used	Commitments	Remaining Balance
501058	CLASSIFIED POS	102,855	85,587	83%		17,268
501070	OTH PERS SVC					
Total Claims:		102,855	85,587	83%	0	17,268

FY 2023	
YTD Expenditures	% Used
77,968	76%
1,500	
79,468	77%

Commissioners

		FY 2024				
Commitment Item	Commitment Item Description	Current Budget	YTD Expenditures	% Used	Commitments	Remaining Balance
501026	CHAIRMAN	177,426	178,534	101%		-1,108
501033	COMMISSIONER	1,033,541	1,039,990	101%		-6,449
501050	TAXABLE SUBS	70,000	73,491	105%		-3,491
501058	CLASSIFIED POS	446,211	374,286	84%		71,925
501070	OTH PERS SVC					
Total Commissioners:		1,727,178	1,666,301	96%	0	60,877

FY 2023	
YTD Expenditures	% Used
162,639	92%
977,875	95%
63,454	91%
334,867	75%
20,707	
1,559,541	90%

South Carolina Workers' Compensation Commission
Budget vs. Actual Report
FY 2024 As of 5/31/2024
92% of year elapsed

Fund 10010000 - GENERAL FUND - Operating Items

Insurance & Medical

		FY 2024				
Commitment Item	Commitment Item Description	Current Budget	YTD Expenditures	% Used	Commitments	Remaining Balance
501058	CLASSIFIED POS	43,463	29,564	68%		13,899
501070	OTH PERS SVC	1,662	1,662	100%		0
Total Insurance & Medical:		45,125	31,226	69%		13,899

FY 2023	
YTD Expenditures	% Used
14,022	32%
14,022	31%

Judicial

		FY 2024				
Commitment Item	Commitment Item Description	Current Budget	YTD Expenditures	% Used	Commitments	Remaining Balance
503000	SUPPLY AND MATERIAL					
Total OTHER OPERATING:						
Total Judicial:						

FY 2023	
YTD Expenditures	% Used
4,000	
4,000	
4,000	

Employer Contributions

		FY 2024				
Commitment Item	Commitment Item Description	Current Budget	YTD Expenditures	% Used	Commitments	Remaining Balance
513000	EMPLOYER CONTRIB	798,930	738,807	92%		60,123
Total Employer Contributions:		798,930	738,807	92%		60,123

FY 2023	
YTD Expenditures	% Used
664,153	83%
664,153	83%

Total GENERAL FUND - Operating Items:	3,115,412	2,673,235	86%	9,302	432,875
--	------------------	------------------	------------	--------------	----------------

2,476,671	79%
------------------	------------

South Carolina Workers' Compensation Commission
Budget vs. Actual Report
FY 2024 As of 5/31/2024
92% of year elapsed

Fund 10010000 - GENERAL FUND - Special Items

IT System Project

		FY 2024				
Commitment Item	Commitment Item Description	Current Budget	YTD Expenditures	% Used	Commitments	Remaining Balance
561000	Special Item	1,695,084		0%		1,695,084
Total IT System Project:		1,695,084				1,695,084
Total GENERAL FUND - Special Items:		1,695,084				1,695,084

FY 2023	
YTD Expenditures	% Used

Fund 10050023 - GF-NONRECUR APROP-23 - Special Items

FY 2023	
YTD Expenditures	% Used

South Carolina Workers' Compensation Commission
Budget vs. Actual Report
FY 2024 As of 5/31/2024
92% of year elapsed

Fund 38440000 - EARMARKED FUND

Administration

		FY 2024				
Commitment Item	Commitment Item Description	Current Budget	YTD Expenditures	% Used	Commitments	Remaining Balance
501058	CLASSIFIED POS	785,985	251,885	32%		534,100
501070	OTH PERS SVC	41,000		0%		41,000
512001	OTHER OPERATING	2,256,948				
502000	CONTRACTUAL SVC		401,027		32,849	
503000	SUPPLY AND MATERIAL		87,353		74,531	
504000	FIXED CHGS AND CONT		466,200		79,214	
505000	TRAVEL		45,337			
514000	BENEFITS AND CLAIMS					
Total OTHER OPERATING:		2,256,948	999,917	44%	186,594	1,070,437
Total Administration:		3,083,933	1,251,802	41%	186,594	1,645,537

FY 2023	
YTD Expenditures	% Used
195,941	25%
9,000	22%
390,278	
181,469	
451,655	
49,415	
106,910	
1,179,727	52%
1,384,669	45%

General counsel

		FY 2024				
Commitment Item	Commitment Item Description	Current Budget	YTD Expenditures	% Used	Commitments	Remaining Balance
503000	SUPPLY AND MATERIAL		12,966			
Total OTHER OPERATING:			12,966		0	-12,966
Total General counsel:			12,966		0	-12,966

YTD Expenditures	% Used

Inform. services

		FY 2024				
Commitment Item	Commitment Item Description	Current Budget	YTD Expenditures	% Used	Commitments	Remaining Balance
501058	CLASSIFIED POS		366,264			-366,264
501070	OTH PERS SVC					
502000	CONTRACTUAL SVC		105,840		131,148	
503000	SUPPLY AND MATERIAL		16,916		43,073	
504000	FIXED CHGS AND CONT		1,862			
505000	TRAVEL		1,695		9,100	
506000	CAPITAL EQUIPMENT				8,646	
Total OTHER OPERATING:			126,313		191,967	-318,280
Total Inform. services:			492,577		191,967	-684,543

FY 2023	
YTD Expenditures	% Used
321,819	
7,500	
-19,423	
16,345	
2,880	
3,043	
33,256	
36,100	
365,419	

Litigation - it proj

		FY 2024				
Commitment Item	Commitment Item Description	Current Budget	YTD Expenditures	% Used	Commitments	Remaining Balance
503000	SUPPLY AND MATERIAL		42			
Total OTHER OPERATING:			42		0	-42
Total Litigation - it proj:			42		0	-42

FY 2023	
YTD Expenditures	% Used

South Carolina Workers' Compensation Commission
Budget vs. Actual Report
FY 2024 As of 5/31/2024
92% of year elapsed

Fund 38440000 - EARMARKED FUND

Claims

		FY 2024				
Commitment Item	Commitment Item Description	Current Budget	YTD Expenditures	% Used	Commitments	Remaining Balance
501058	CLASSIFIED POS	280,850	223,045	79%		57,805
501070	OTH PERS SVC					
512001	OTHER OPERATING	19,700				
505000	TRAVEL		1,263			
Total OTHER OPERATING:		19,700	1,263	6%	0	18,437
Total Claims:		300,550	224,308	75%	0	76,242

FY 2023	
YTD Expenditures	% Used
182,931	65%
14,935	
701	
701	4%
198,567	66%

Commissioners

		FY 2024				
Commitment Item	Commitment Item Description	Current Budget	YTD Expenditures	% Used	Commitments	Remaining Balance
501050	TAXABLE SUBS	70,000		0%		70,000
501070	OTH PERS SVC	3,000		0%		3,000
512001	OTHER OPERATING	233,700				
502000	CONTRACTUAL SVC		130,046		1,003	
503000	SUPPLY AND MATERIAL		3,509			
504000	FIXED CHGS AND CONT		75			
505000	TRAVEL		49,699		-	
Total OTHER OPERATING:		233,700	183,328	78%	1,003	49,370
Total Commissioners:		306,700	183,328	60%	1,003	122,370

FY 2023	
YTD Expenditures	% Used
155,408	
4,774	
75	
46,656	
206,913	89%
206,913	67%

Insurance & Medical

		FY 2024				
Commitment Item	Commitment Item Description	Current Budget	YTD Expenditures	% Used	Commitments	Remaining Balance
501058	CLASSIFIED POS	459,463	461,037	100%		-1,574
501070	OTH PERS SVC	22,881	20,697	90%		2,184
512001	OTHER OPERATING	114,500				
502000	CONTRACTUAL SVC		10,738			
503000	SUPPLY AND MATERIAL		11,085			
504000	FIXED CHGS AND CONT		500			
505000	TRAVEL		9,139			
514000	BENEFITS AND CLAIMS		50,794		19,947	
Total OTHER OPERATING:		114,500	82,256	72%	19,947	12,297
Total Insurance & Medical:		596,844	563,990	94%	19,947	12,907

FY 2023	
YTD Expenditures	% Used
382,787	83%
14,935	65%
3,412	
17,679	
11,772	
5,651	
38,514	34%
436,236	73%

South Carolina Workers' Compensation Commission
Budget vs. Actual Report
FY 2024 As of 5/31/2024
92% of year elapsed

Fund 38440000 - EARMARKED FUND

Judicial		FY 2024					FY 2023	
Commitment Item	Commitment Item Description	Current Budget	YTD Expenditures	% Used	Commitments	Remaining Balance	YTD Expenditures	% Used
501058	CLASSIFIED POS	500,000	499,614	100%		386	446,237	89%
501070	OTH PERS SVC	55,000	35,868	65%		19,132	49,922	91%
512001	OTHER OPERATING	45,000						
502000	CONTRACTUAL SVC		1,913				1,683	
503000	SUPPLY AND MATERIAL		24,599				24,000	
504000	FIXED CHGS AND CONT		703				575	
505000	TRAVEL		1,982				1,035	
Total OTHER OPERATING:		45,000	29,198	65%	0	15,802	27,293	61%
Total Judicial:		600,000	564,679	94%	0	35,321	523,451	87%

Employer Contributions		FY 2024					FY 2023	
Commitment Item	Commitment Item Description	Current Budget	YTD Expenditures	% Used	Commitments	Remaining Balance	YTD Expenditures	% Used
513000	EMPLOYER CONTRIB	719,818	826,936	115%	0	-107,118	697,420	97%
Total Employer Contributions:		719,818	826,936	115%	0	-107,118	697,420	97%

Total EARMARKED FUND:		5,607,845	4,120,628	73%	399,511	1,087,707	3,812,674	68%
-----------------------	--	-----------	-----------	-----	---------	-----------	-----------	-----

South Carolina Workers' Compensation Commission
Budget vs. Actual Report
FY 2024 As of 5/31/2024
92% of year elapsed

Fund 42917000 - YELLOW TRUCK CLAIMS

Administration

		FY 2024				
Commitment Item	Commitment Item Description	Current Budget	YTD Expenditures	% Used	Commitments	Remaining Balance
523000	PETTY CASH EST		100,000			
Total OTHER OPERATING:			100,000		0	-100,000
Total Administration:			100,000		0	-100,000

YTD Expenditures	% Used

Employer Contributions

		FY 2024				
Commitment Item	Commitment Item Description	Current Budget	YTD Expenditures	% Used	Commitments	Remaining Balance
513000	EMPLOYER CONTRIB				8,172	-8,172
Total Employer Contributions:					8,172	-8,172
Total YELLOW TRUCK CLAIMS:			100,000		8,172	-108,172

YTD Expenditures	% Used

South Carolina Workers' Compensation Commission
Commitments
FY 2024 As of 5/31/2024

Fund 10010000 - GENERAL FUND - Operating Items

Inform. services

Commitment Item	Commitment Item Description	Vendor	Commitment
5030067101	PRGM LIC - APP SUPP	FRESHWORKS INC	4,302
5030067101	PRGM LIC - APP SUPP	KEYMARK INC	5,000
Total Inform. services:			9,302

Total GENERAL FUND - Operating Items:	9,302
--	--------------

Fund 31C30000 - COVID-19 RESP RESERV

Inform. services

Commitment Item	Commitment Item Description	Vendor	Commitment
5020050000	PHOTO & VISUAL SVCS	SUMMIT SOLUTIONZ INC	10,884
Total Inform. services:			10,884

Total COVID-19 RESP RESERV:	10,884
------------------------------------	---------------

South Carolina Workers' Compensation Commission

Commitments

FY 2024 As of 5/31/2024

Fund 38440000 - EARMARKED FUND

Administration

Commitment Item	Commitment Item Description	Vendor	Commitment
5020077100	SERVICES- APP SUP	PROGRESS SOFTWARE CORP	1,650
5020077220	SERVICES- VOICENET	NWN CORPORATION	28,126
5021480000	PROMOTIONAL	PALMETTO SHOP LLC	2,682
5021540001	PROF SRV-LANG INTER	GLOBAL INTERPRETING NETWORK INC	392
5030010004	SUBSCRIPTIONS	THOMSON REUTERS - WEST	8,250
5030010004	SUBSCRIPTIONS	WEST PUBLISHING CORPORATION	7,250
5030067101	PRGM LIC - APP SUPP	INSURANCE SERVICES OFFICE INC	35,640
5030067101	PRGM LIC - APP SUPP	WEST PUBLISHING CORPORATION	23,187
5033990000	OTHER SUPPLIES	J BRANDT RECOGNITION LTD	204
5040060000	ST RENT-NON ST BLDG	GALIUM 1333 MAIN LLC	6,087
5040490009	RENT PARKING	REPUBLIC PARKING SYSTEM INC	3,584
5041010000	DUES & MEMBER FEES	THE NATIONAL ASSOCIATION OF FLORID	420
5041020000	FEES AND FINES	REPUBLIC PARKING SYSTEM INC	20
5041840000	LEASE BLDG PRINCIPAL	GALIUM 1333 MAIN LLC	6,095
5041850000	LEASE BLDG INTEREST	GALIUM 1333 MAIN LLC	63,009
Total Administration:			186,594

Inform. services

Commitment Item	Commitment Item Description	Vendor	Commitment
5020050000	PHOTO & VISUAL SVCS	SUMMIT SOLUTIONZ INC	235
5020077100	SERVICES- APP SUP	INSURANCE SERVICES OFFICE INC	62,640
5020077100	SERVICES- APP SUP	PROGRESS SOFTWARE CORP	9,477
5020077220	SERVICES- VOICENET	NWN CORPORATION	16,946
5021540000	NON-IT OTHER PRO SRV	PROGRESS SOFTWARE CORP	41,850
5030050000	PHOTO & VISUAL SUPP	SUMMIT SOLUTIONZ INC	2,975
5030067130	EQUIP&SUPP- EUC	DELL MARKETING LP	10,800
5030067170	EQUIP&SUPP- PRINT EU	US INK AND TONER INC	3,660
5030067201	PLM- SERVERS	PROGRESS SOFTWARE CORP	25,638
5060322000	TV/Radio Eq Acq (MA)	SUMMIT SOLUTIONZ INC	8,646
Total Inform. services:			182,866

Total EARMARKED FUND:	390,411
------------------------------	----------------

Any items with vendor "Not assigned" are pending financial adjustments. Any commitment on the Budget vs. Actual Report that is missing from this list is a travel commitment.

South Carolina Workers' Compensation Commission
Commitments
FY 2024 As of 5/31/2024

Fund 42917000 - YELLOW TRUCK CLAIMS

Administration

Commitment Item	Commitment Item Description	Vendor	Commitment
5130400000	INS WORKERS COMP	STATE ACCIDENT FUND	8,172
Total Administration:			8,172
Total YELLOW TRUCK CLAIMS:			8,172

South Carolina Workers' Compensation Commission
Earmarked Fund Revenues
FY 2024 As of 5/31/2024
92% of year elapsed

FY 2024					FY 2023	
Account	Acct No.	Budget	YTD Actual Revenue	% of Budget	YTD Actual Revenue	% of Budget
WORKERS COMPENSATION SELF INSURANC	4080100000					
WORKERS' COMPENSATION HEARING FEE	4110090000	1,091,322	1,055,836	97%	1,000,450	92%
WORKERS COMP SELF INSURANCE APPLIC	4160040000	7,350	850	12%	2,127	29%
WORKERS COMPENSATION FILING VIOLATIO	4223030000	1,985,476	1,486,933	75%	1,396,155	70%
PARKING FEE	4350040000	12,790	5,550	43%	4,970	39%
WORKERS COMPENSATION AWARD REVIEW	4350140000	32,251	13,636	42%	12,400	38%
PHOTOCOPYING FEE	4380050000	25,300	23,323	92%	59,515	235%
SALE OF GOODS	4480010000		446			
SALE OF SERVICES	4480020000		1,625		1,801	
SALE OF LISTINGS & LABELS	4480060000	2,603	1,600	61%	715	27%
REFUND PRIOR YR EXPENDITURE	4520010000		53,726			
REFUND OF PRIOR YEAR EXPENDITURES TR	4520010025		750			
RETURNED CHECKS	4530010000		(100)			
ADJUSTMENT TO AGENCY DEPOSITS	4530020000					
MISCELLANEOUS REVENUE	4530030000				31,174	
Total Revenues		3,157,092	2,644,176	84%	2,509,307	79%
Self Insurance Tax					4,939,698	198%
Total		5,657,092	7,604,353	134%	7,604,353	132%

TAB 5

State of South Carolina

1333 Main St, Suite 500
P.O. Box 1715
Columbia, S.C. 29202-1715



Tel: (803) 737-5700
Fax: (803) 737-1258
www.wcc.sc.gov

Workers' Compensation Commission

To: Gary Cannon, SCWCC Executive Director
From: Kris Pluss, IT Director
Date: June 7, 2024
Subject: IT Department May 2024 Full Commission Report

This report summarizes the activities and accomplishments for projects and initiatives in the IT Department during May 2024.

I. Systems Operations, Maintenance and Support

EDI

WCC IT has provided Verisk with all EDI Records in Release 3.0 format from 2014 to May, 2024. Verisk loaded these files into their Testing Environment and WCC IT will begin testing in June, 2024.

Reporting

115 Service Desk tickets were received by WCC IT during May 2024.
100 Tickets were assigned a priority of Low.
11 Tickets were assigned a priority of Medium.
3 Tickets were assigned a priority of High.
1 Tickets was assigned a priority of Urgent.

II. Projects, Enhancements and Development

SC.Gov – eFile/ePay:

3,088 unique electronic submissions were processed in May, 2024.

- 953 eFile/ePay online transactions with a fee/fine for a net amount of \$75,272.00 was submitted in May, 2024.
- Filing Fees: \$44,762.00
- Fines: \$27,950.00
- Nuts & Bolts 1 Day Seminar Registration: \$2,535.00
- Other: \$25.00
- Total Unique Filings without an Online Payment: 2135

TAB 6

State of South Carolina



Workers' Compensation Commission

To: Mr. Gary Cannon
SCWCC Executive Director

From: Wayne Ducote, Jr.
IMS Director

Date: 13-Jun-24

Subj: Insurance and Medical Services Department
May 2024 Full Commission Report

Please find attached information provided to summarize the status and workflow of initiatives currently underway within the Insurance and Medical Services (IMS) Department.

In addition to the statistical data provided, please be advised of the following:

- | | |
|---------------------|---|
| Compliance Division | <ol style="list-style-type: none">1. Reviewing revenue metrics / projections.2. Working with staff to review workflow processes and additional training opportunities.3. Seven compliance files were turned over to DOR's GEAR program (six were a part of the new FEIN Pilot Program).4. Currently working with SCDEW and IT staff on improving data sharing process. |
| Coverage Division | <ol style="list-style-type: none">1. Working with staff to review workflow processes and explore opportunities to enhance service provision.2. Lapse in Coverage (Progress): 54 new registrants; 0 notifications sent. |
| Medical Services | <ol style="list-style-type: none">1. Three medical bill pricing review were done in the month of May. |

While this summary is in no way all-inclusive, it may serve to assist you and our Commissioners in understanding the key initiatives underway in the IMS Department and provide measures by which the Department's effectiveness can be gauged. IMS welcomes any guidance that you and/or our Commissioners can provide concerning our performance and direction.

Employer Rule to Show Cause Hearings and Compliance Activity

The Compliance Division docketed 0 new RTSC cases and 0 total RTSC cases in the month of May. And, compelled 32 South Carolina employers to come into compliance with the Act. Year to date, 6 new RTSC cases and 11 total RTSC cases have been docketed.

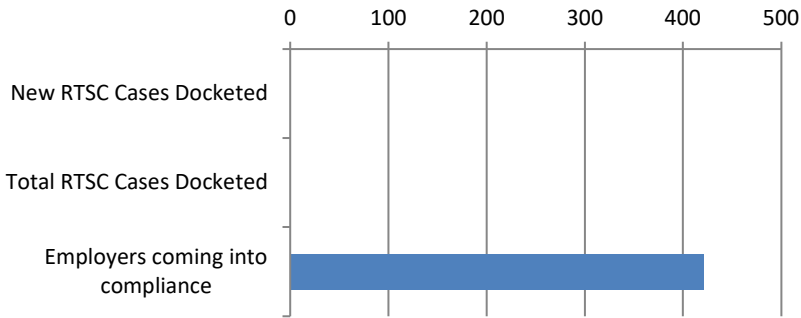
Employers Obtaining Coverage

Year to date, the Compliance Division has compelled 421 South Carolina employers to come into compliance with the Act. In so doing, approximately 2,850 previously uninsured workers are now properly covered.

Penalties Waived

Although the Division has assessed \$5.3 m in fines this fiscal year, \$5.1 m have been waived or rescinded as employers have either obtained insurance coverage or were found not to be subject to the Act.

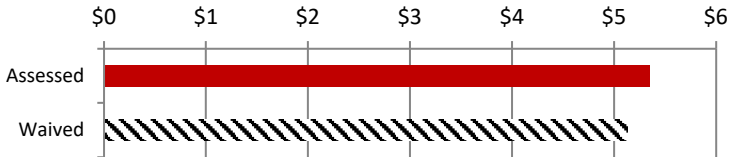
RTSC and Compliance Activity



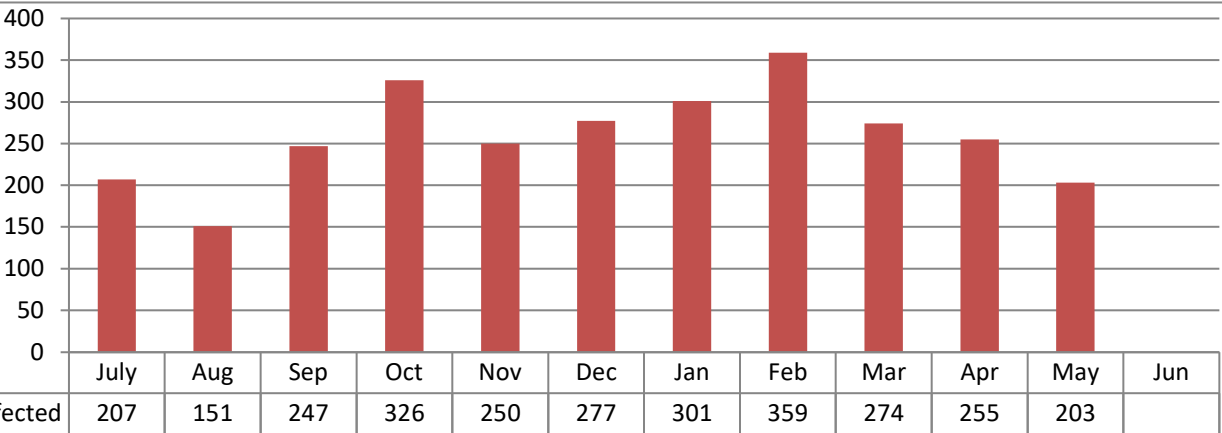
	Employers coming into compliance	Total RTSC Cases Docketed	New RTSC Cases Docketed
Series1	421	0	0

Fines and Penalties

Millions



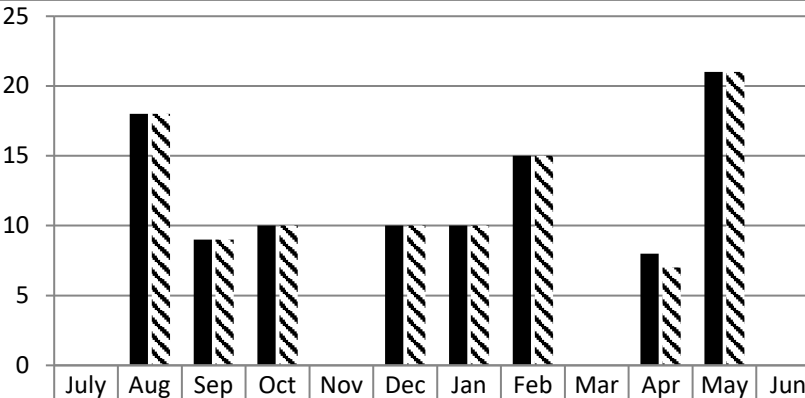
	Waived	Assessed
Series1	\$5,130,156	\$5,346,563



Carrier Rule to Show Cause Hearings

The Compliance Division manages the Rule to Show Cause process involving the recovery of outstanding carrier fines and penalties. In the month of May 2024, 21 carrier RTSC cases were docketed; 21 cases were resolved for a total of \$15,289.

Year to date, a total of 101 carrier RTSC cases have been docketed, 100 cases for a total of \$116,428 have been resolved.



	July	Aug	Sep	Oct	Nov	Dec	Jan	Feb	Mar	Apr	May	Jun
Docketed	0	18	9	10	0	10	10	15	0	8	21	
Resolved	0	18	9	10	0	10	10	15	0	7	21	

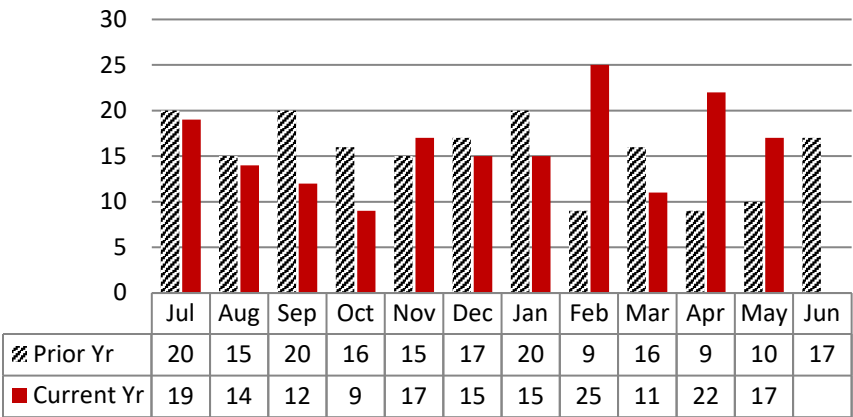
In May 2024, 17 compliance files were created from the combined filings of Form 50's, 12A's, and stakeholder reporting involving uninsured employers.

YTD vs. Prior Year total (184): 96%
May 2023 to May 2024: 170%
Current Yr End trend: 104% of 2022-2023
YTD 2023-2024 v. YTD 2022-2023: 105%

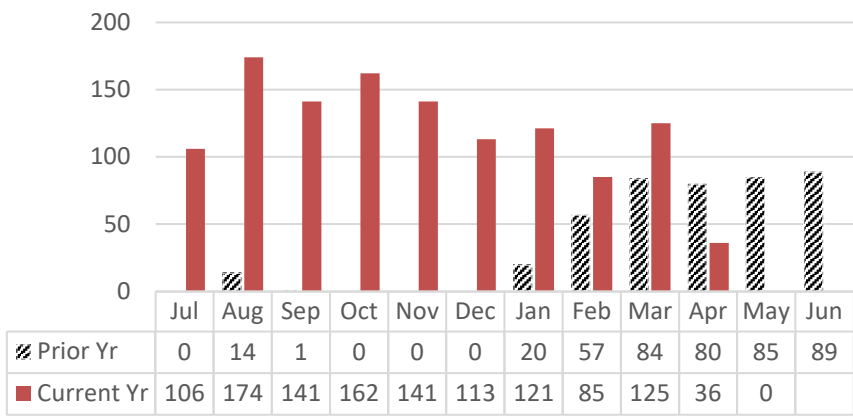
In May 2024, 0 compliance files were generated from the DEW data process. This was a result of a backlog of approximately 200 DEW files, in which DEW had failed to provide requested reports to complete investigations.

YTD vs. Prior Year total (430): 280%
May 2023 to May 2024: 0%
Current Yr End trend: 305% of 2022-2023
YTD 2023-2024 v. YTD 2022-2023:

Compliance Cases Created via Form 50/12A/other

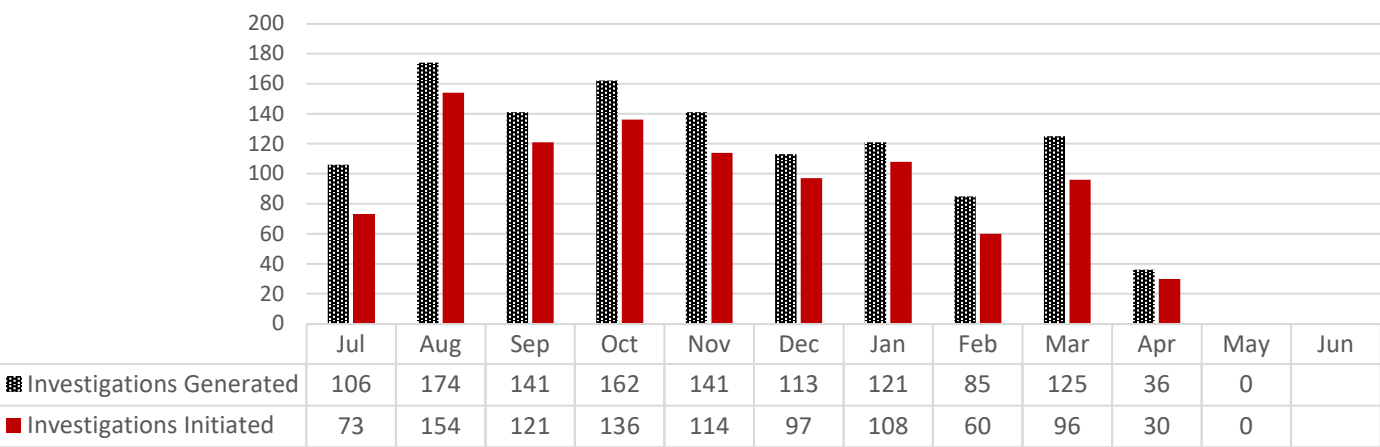


Compliance Cases Generated via DEW Data



The DEW Data Pool is determined by the total number of potential, non-compliant employers who report wages to DEW with at least 4 employees and who's FEIN does not match with any coverage records in the Commission's coverage database. The investigations generated is the number of compliance investigations generated from the pool. The investigations initiated is the number of compliance investigations initiated from those that were generated. NOTE: No new DEW files were generated in May due to the approximate 200 DEW file backlog created by DEW's failure to provide requested reports to the Compliance Division to complete investigations.

DEW Investigations Generated vs. Investigations Initiated



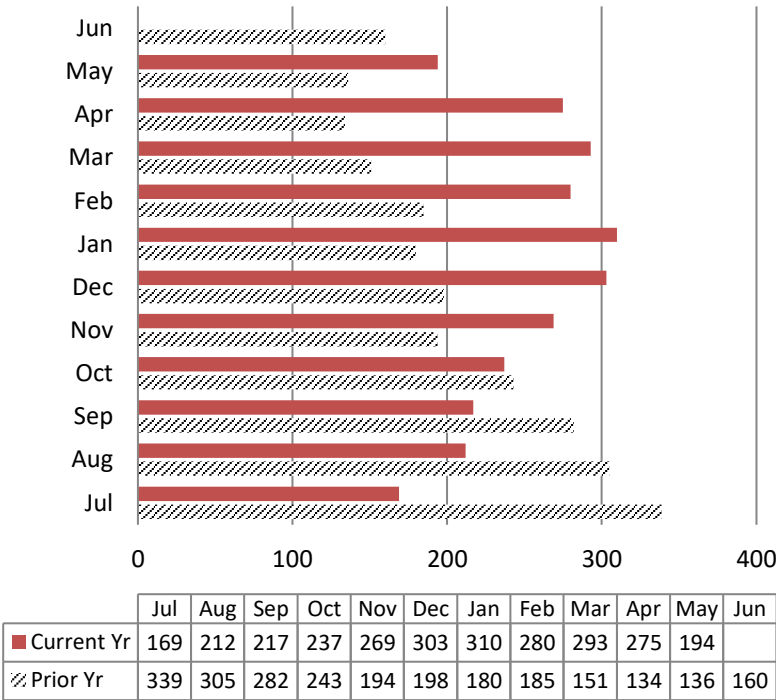
Carryover Caseload:
The Compliance Division closed May 2024 with 194 cases active, compared to an active caseload of 136 at the close of May 2023.

Cases Resolved:
For the month of May 2024, Compliance Division staff closed-out 113 cases.

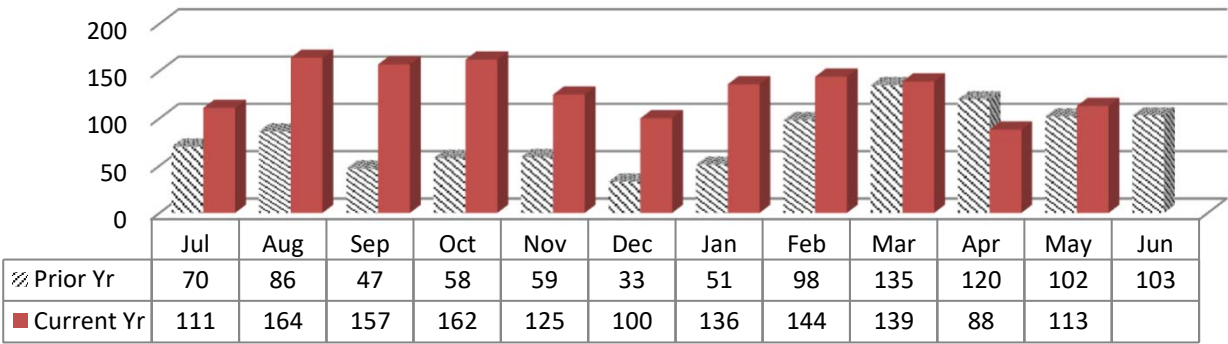
Compliance Fines:
In May 2024, the Compliance Division collected \$67,612 in fines and penalties. Year to Date, the Compliance Division has collected \$774,801 in fines and penalties.

Year to Date vs Prior Year Total (\$483,063): 160%
May 2023 vs. May 2024: 90%
Current Year End trend is 175% of 2022-2023
YTD 2022-23 (May - June) vs YTD 2023-2024: 186%

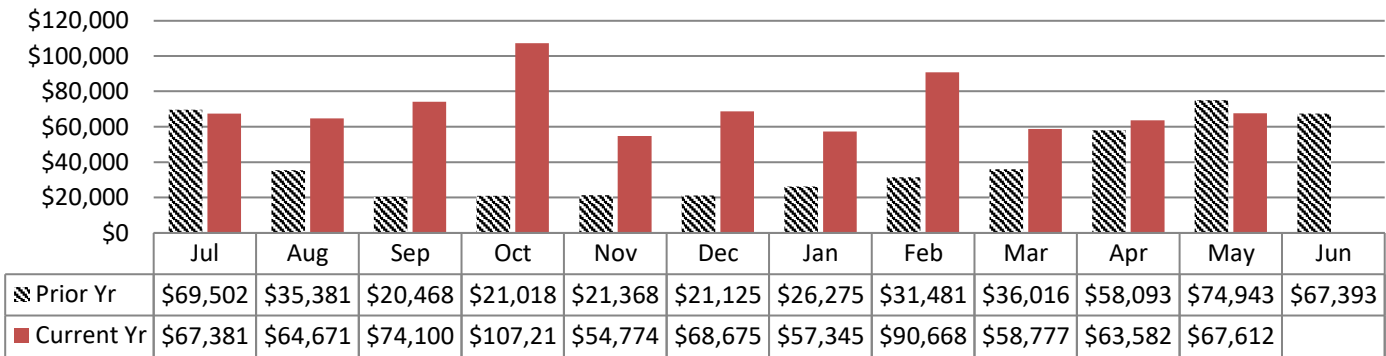
Caseload Pending v. Prior Year



Cases Resolved v. Prior Year



Compliance Fines Collected v. Prior Year

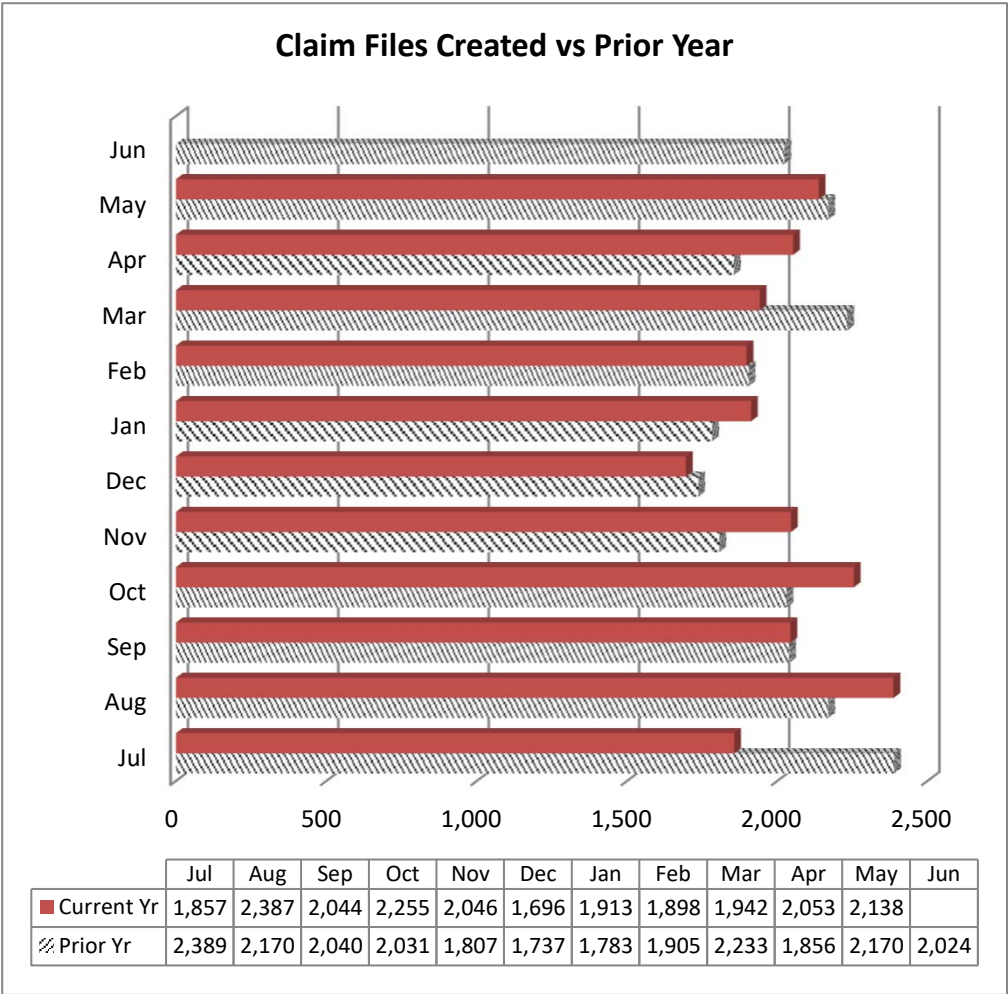


WCC Claim Files:

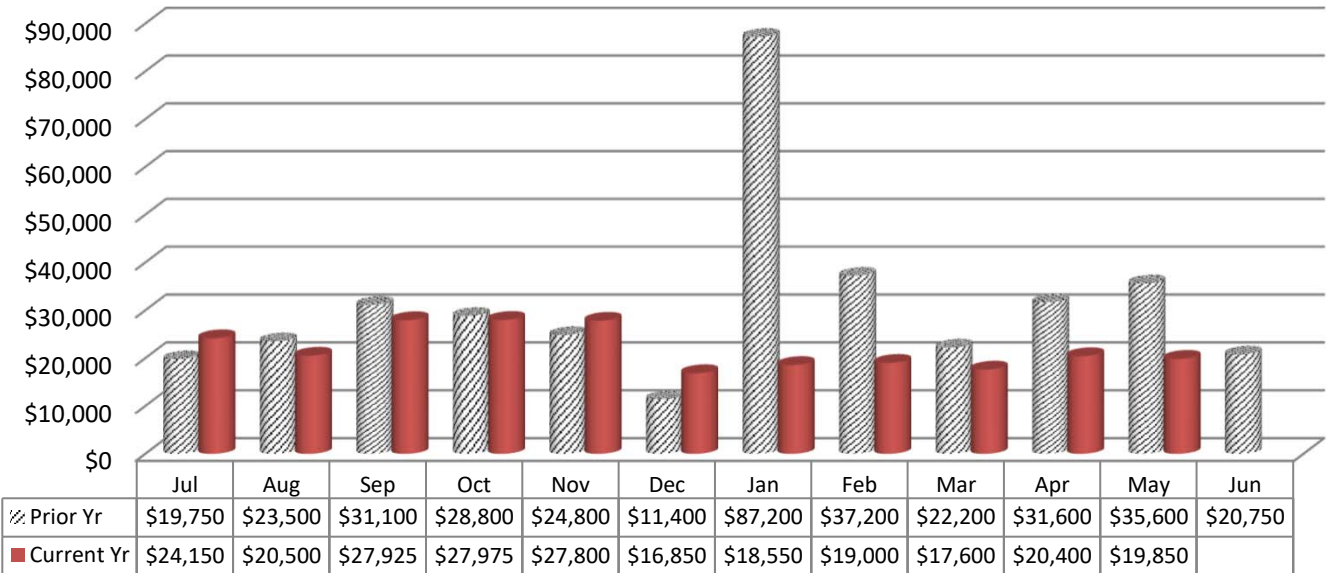
In May 2024, the Coverage Division received a total of 2,138 WCC Claim files. Of these, 1,834 were created through proper carrier filing of a 12A, and 304 were generated as a result of a Form 50 claim filing. Year to Date 22,229 Claim files have been created which is 92% of claim file volume prior year (24,145).

Coverage Fines:

The Coverage Division collected \$19,850 in fine revenue in May 2024, as compared to \$35,600 in Coverage fines/penalties accrued during May 2023. Year on Year, Coverage fines are at 64% of collections for prior year. NOTE: The decrease in overall coverage fine revenue is mainly due to last year's anomaly in the month of January. No internal processes have changed to cause the overall decrease.



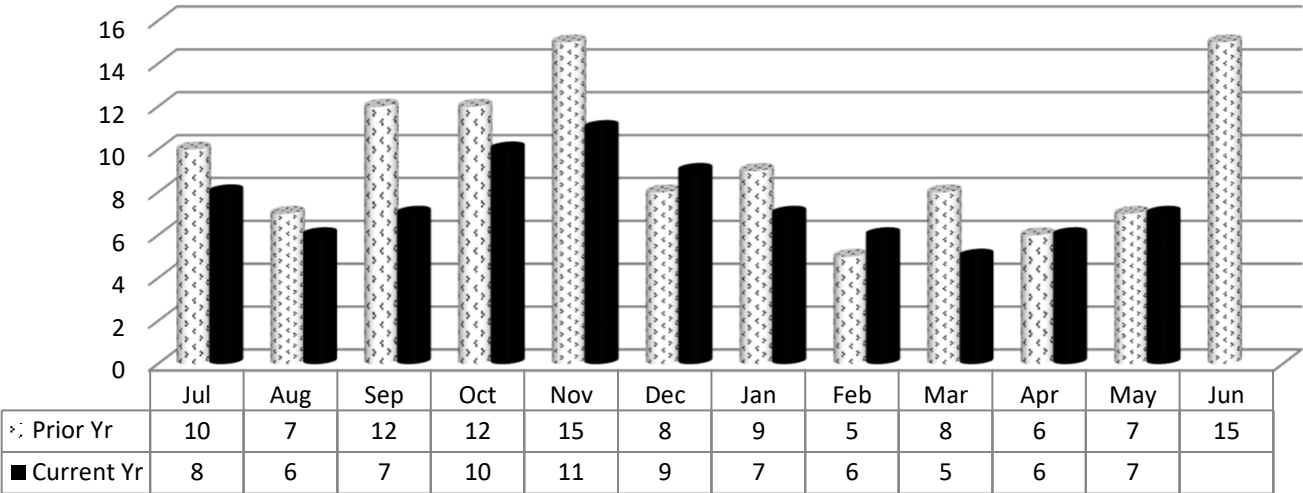
Coverage Fines Collected v Prior Year



IMS MEDICAL SERVICES DIVISION

In May 2024, the Medical Services Division began the month with 6 bills pending review, received an additional 10 bills for review, conducted 9 bill reviews and ended the month with 7 bills pending.

Medical Bills Pending Review v. Prior Year



TAB 7

State of South Carolina

1333 Main Street, 5th Floor
P.O. Box 1715
Columbia, S.C. 29202-1715



TEL: (803) 737-5700
www.wcc.sc.gov

Workers' Compensation Commission **MEMORANDUM**

To: Gary Cannon, Executive Director

From: Sonji Spann, Claims Director

Date: June 17, 2024

Re: Claims Department February 2024 Full Commission Report

Attached is the Statistical Report for the Claims Department for the period July 1, 2023-May 31, 2024, for the Business Meeting on June 17, 2024.

Claims activities are in Column (a) with the totals for the period ending May 2024 in column (o). Column (q) reflects the percentage change when comparing the totals for same period in the current fiscal at the totals for the same period in last fiscal year. The total Claims Activities, for this period have decreased 1% when compared to the same period from last fiscal year.

The number of cases Reviewed shows a 19% increase; cases Closed increased 6%; the Fines Assessed – 5 more than last fiscal year and the Total Fines Paid were 21% less than the amount paid during the same period last year.

I will be happy to answer any questions you or the Commissioners have.

Claims Department Statistical Report														
FY2023-2024														
July 1, 2023 - June 30, 2024														
Claims Activities	July	August	Sept	Oct	Nov	Dec	Jan	Feb	March	April	May	FY23-24 Total	FY22-23 Total	% Diff from prev year
(a)	(b)	(c)	(d)	(e)	(f)	(g)	(h)	(i)	(j)	(k)	(l)	(o)	(p)	(q)
Forms 15-I	927	1,174	1,020	1,194	1,068	968	1,081	1,104	1,120	1,101	1,129	11,886	11,975	-1%
Forms 15-II/Forms 17	670	742	687	732	692	630	791	730	709	759	737	7,879	10,228	-23%
Forms 16 for PP/Disf	43	39	55	60	52	48	44	60	48	58	61	568	2,237	-75%
Forms 18	4,716	5,293	4,979	5,183	5,031	4,590	5,683	5,127	5,137	5,303	5,162	56,204	54,828	3%
Forms 20	514	624	503	578	543	439	574	570	525	561	540	5,971	6,261	-5%
Form 50 Claims Only	267	309	263	4		-	-					-	2,969	
Form 61	628	756	670	772	700	644	782	816	770	747	751	8,036	7,607	6%
Letters of Rep	123	178	119	2	-	-	-					-	2,622	
Clinchers	601	679	613	748	643	605	685	719	695	685	701	7,374	9,007	-18%
Third Party Settlements	17	21	22	28	24	9	28	22	17	20	28	236	228	4%
SSA Requests for Info	44	39	36	46	33	33	40	32	47	47	33	165	378	-56%
Cases Closed	1,927	2,270	2,132	2,314	1,984	1,898	2,488	2,301	2,512	2,234	2,286	24,346	22,893	6%
Cases Reviewed	1,947	2,479	3,407	4,430	3,340	2,919	3,952	3,375	3,669	3,098	3,273	35,889	30,225	19%
Total	12,424	14,603	14,506	16,091	14,110	12,783	16,148	14,856	15,249	14,613	14,701	160,084	161,458	-1%
												-	-	
Total Fines Assessed	241	444	290	291	252	270	358	244	273	273	304	3,240	3,235	0%
Form 18 Fines	230	414	230	212	218	229	291	232	238	252	284	2,830	2,822	0%
Total Amt Paid	\$33,200	\$33,400	\$30,250	\$45,000	\$40,000	\$36,200	\$52,800	\$44,800	\$43,400	\$51,000	\$43,800	453,850	577,800	-21%

TAB 8

State of South Carolina

1333 Main Street
P.O. Box 1715
Columbia, S.C. 29202-1715



Tel: (803) 737-5700
Fax: (803) 737-1234
www.wcc.sc.gov

Workers' Compensation Commission

June 7, 2024

To: Gary Cannon
Executive Director

From: Amy A. Bracy
Judicial Director

RE: Monthly Judicial Report for May 2024

During the month of May, the Judicial Department processed two hundred fifty-five (255) claim only 50s, and nine hundred sixty-two (962) requests for hearings (claimant and defense pleadings). Comparing the numbers from the same period last year, claimant hearing requests increased 8% and defense pleadings experienced a 10% increase. The department received ninety-seven (97) Motions, a 6% decrease compared to the same period last year and one hundred fifty-nine (159) clincher conference requests, a 1% increase compared to the same time last year.

There were fifty (50) Single Commissioner Hearings conducted during the past month, nineteen (19) pre-hearing conferences held, and four (4) Full Commission hearings held. A total of five hundred thirty-seven (537) Orders (Single Commissioner Orders, Consent Orders and Administrative Orders) were served at the single Commissioner level, fifty-four (54) of those were Decision and Orders that resulted from hearings that went on the record and one hundred twenty-nine (129) were Motion Orders that were a result of Motions ruled upon by Commissioners.

There were one hundred ninety-five (195) Informal Conferences requested during May and one hundred fifty-one (151) were conducted.

There were thirty-one (31) regulatory mediations scheduled and seventy-one (71) requested mediations. Totals are up 7% and 17% in the respective categories for the same period last year. The Judicial Department was notified of sixty-eight (68) matters resolved in mediation, with the receipt of Forms 70. This category's total is up 7% compared to this period last year. This does not include mediations that take place outside of what is reported to the Commission.

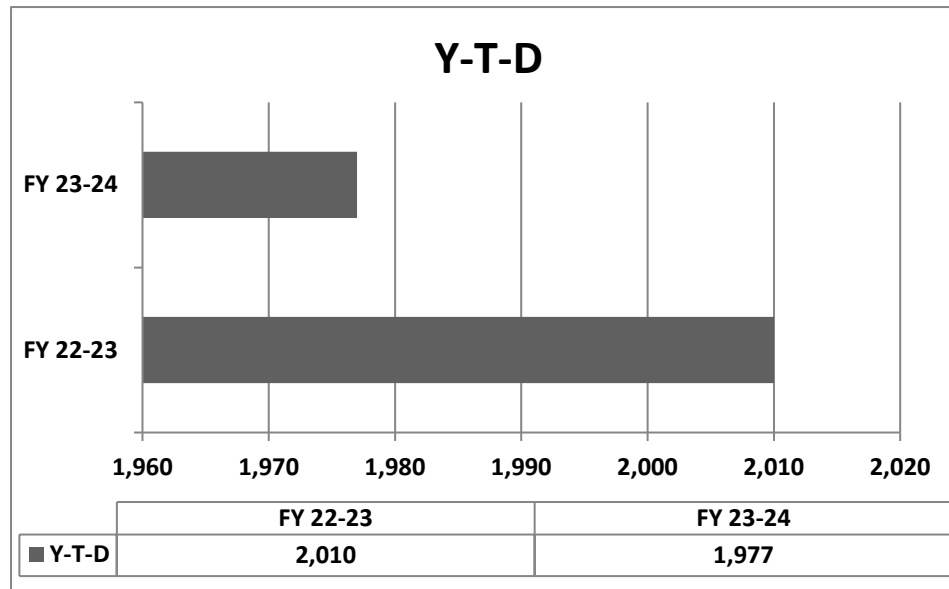
In the month of May, Judicial received four (4) Notice of Intent to Appeal to the Court of Appeals and zero (0) to the Circuit Court.

**Judicial Department Statistical Report
Statistics For Fiscal Year 2023-2024**

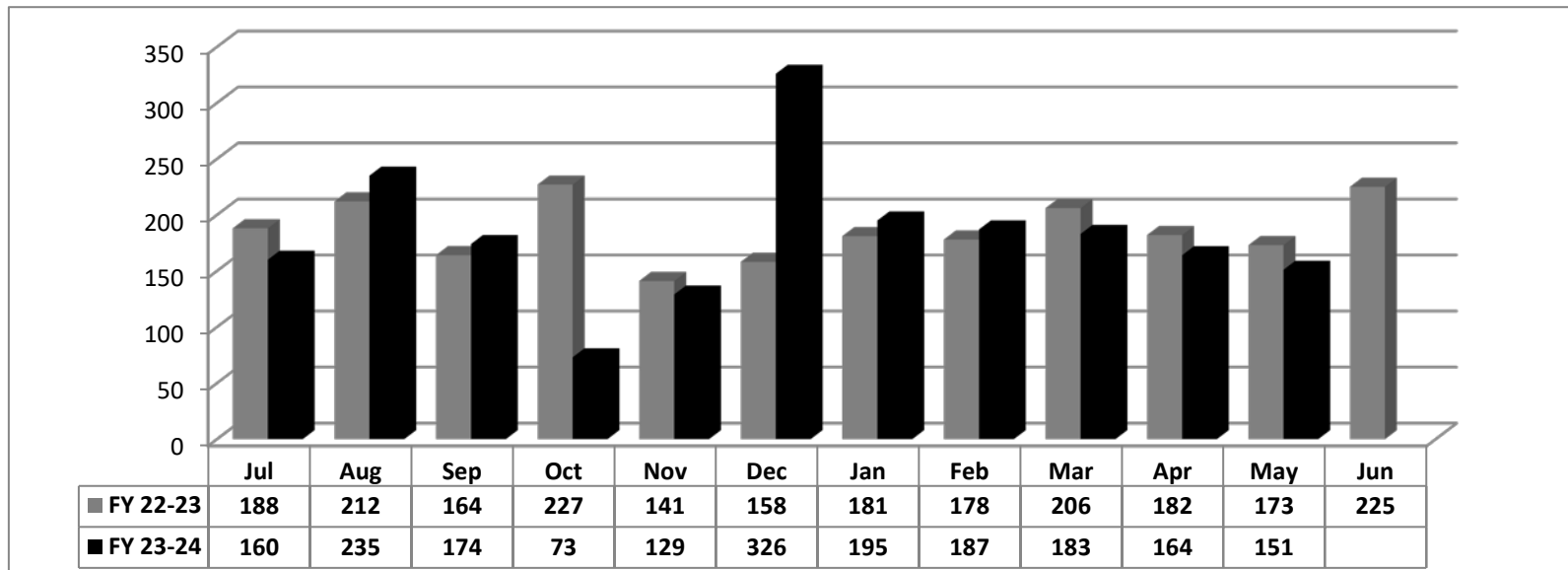
	July	Aug	Sept	Oct	Nov	Dec	Jan	Feb	March	April	May	Totals YTD 2023-2024	Totals YTD 2022-2023	% Diff from prev year
Claimant Pleadings	516	702	619	636	529	489	591	638	605	559	654	6,538	6,041	8%
Defense Response to Pleadings	432	556	569	500	558	393	468	461	542	440	553	5,472	4,922	11%
Defense Pleadings	261	289	256	299	203	231	294	299	314	279	308	3,033	2,766	10%
Form 50 - Claim Only (Oct. Begins Judicial #s)	267	309	263	302	221	255	242	314	272	298	255	2,998		
Letters of Representation				128	88	66	72	84	58	61	42	599		
Motions	90	90	105	133	101	88	117	120	94	98	97	1,133	1,207	-6%
Form 30	8	7	10	9	11	9	7	16	11	4	11	103	94	10%
FC Hearings Held	3	8	9	3	8	3	7	2	5	6	4	58	69	-16%
FC Orders Served	6	9	2	5	1	3	4	3	19	2	14	68	102	-33%
Single Comm. Hearings Held	46	66	56	48	54	67	33	56	46	62	50	584	550	6%
Single Comm. Orders Served	136	195	178	208	134	123	211	183	220	153	189	1,930	2,140	-10%
Single Comm. Pre-Hearing Conf Held	4	15	16	21	2	29	5	16	17	14	19	158	187	-16%
Consent Orders	239	286	284	299	298	270	364	301	329	269	341	3,280	3,203	2%
Adminstrative Orders	3	10	9	11	9	6	9	11	10	15	7	100	122	-18%
Clincher Conference Requested	127	142	138	157	126	124	154	157	159	162	159	1,605	1,584	1%
Informal Conference Requested	219	233	263	251	117	302	258	170	263	311	195	2,582	2,665	-3%
Informal Conference Conducted	160	235	174	73	129	326	195	187	183	164	151	1,977	2,010	-2%
Regulatory Mediations	37	36	34	25	30	30	27	30	52	32	31	364	340	7%
Requested Mediations	60	83	45	64	64	47	93	63	68	72	71	730	624	17%
Ordered Mediations	1	2	0	1	0	0	0	0	0	1	0	5	5	0%
Mediation Resolved	33	77	48	46	61	31	70	49	61	59	68	603	563	7%
Mediation Impasse	7	32	10	12	16	8	22	12	14	20	19	172	144	19%
Mediation Held; Issues Pending	1	5	0	0	1	0	1	2	2	1	0	13	4	225%
Claim Settled Prior to Mediation	5	10	10	13	9	16	36	10	13	5	15	142	105	35%
Mediation Not Complete in 60 days	0	0	5	2	0	3	5	2	3	1	3	24	19	26%

Informal Conf. Conducted

	FY 22-23	FY 23-24
Jul	188	160
Aug	212	235
Sep	164	174
Oct	227	73
Nov	141	129
Dec	158	326
Jan	181	195
Feb	178	187
Mar	206	183
Apr	182	164
May	173	151
Jun	225	
Total	2,235	1,977

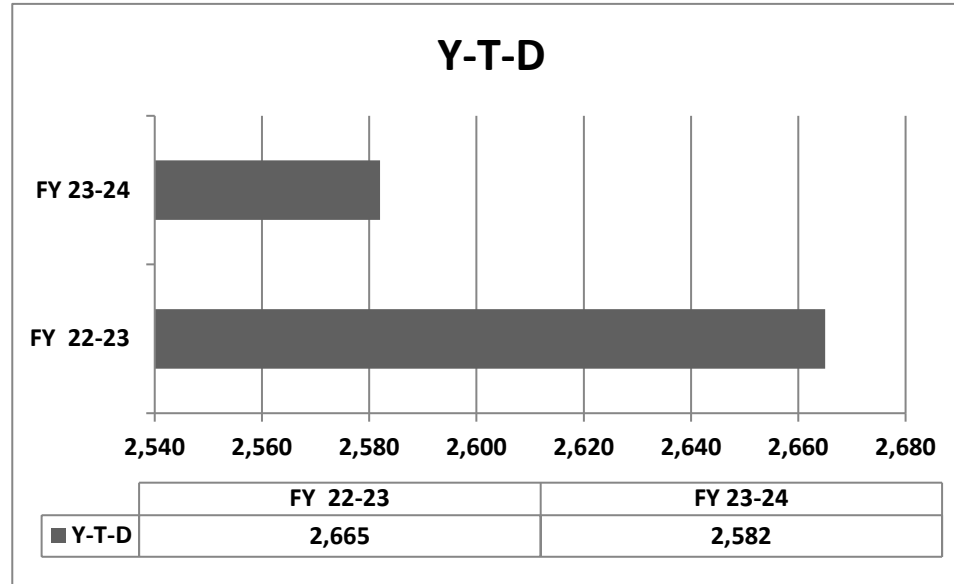


	FY 22-23	FY 23-24
Y-T-D	2,010	1,977

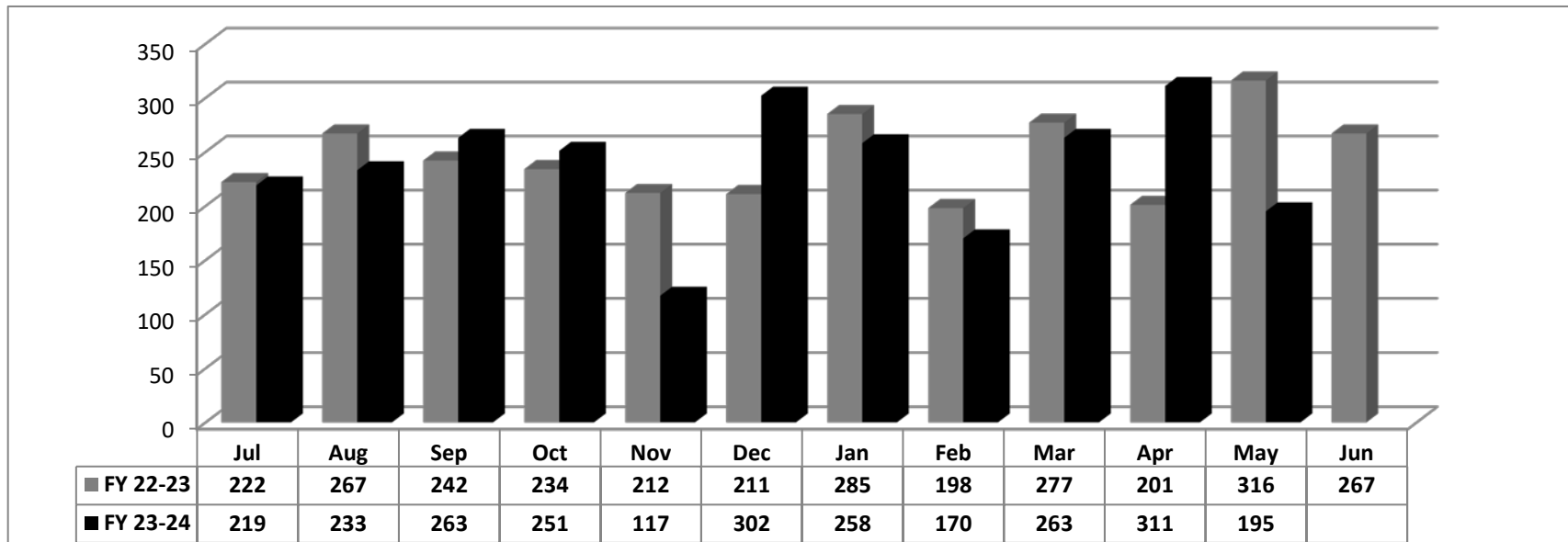


Informal Conf. Requested

	FY 22-23	FY 23-24
Jul	222	219
Aug	267	233
Sep	242	263
Oct	234	251
Nov	212	117
Dec	211	302
Jan	285	258
Feb	198	170
Mar	277	263
Apr	201	311
May	316	195
Jun	267	
Total	2932	2582



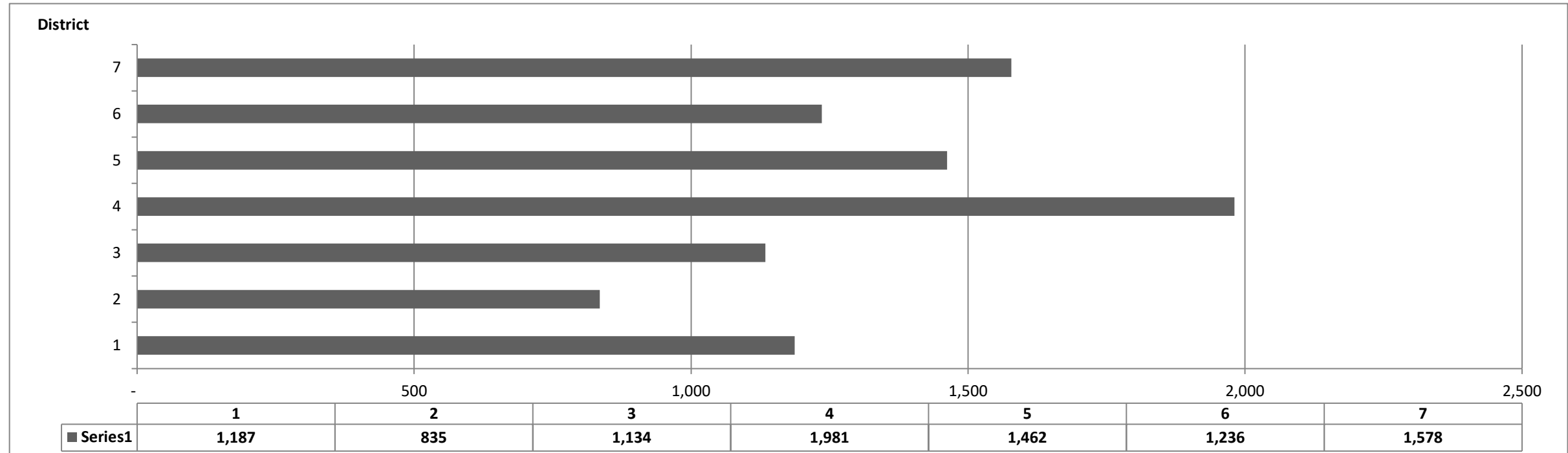
	FY 22-23	FY 23-24
Y-T-D	2,665	2,582



Pleadings Assigned - Three Year Comparison by Month

	District 1 Greenville			District 2 Anderson			District 3 Orangeburg			District 4 Charleston			District 5 Florence			District 6 Spartanburg			District 7 Richland		
	23-24	22-23	21-22	23-24	22-23	21-22	23-24	22-23	21-22	23-24	22-23	21-22	23-24	22-23	21-22	23-24	22-23	21-22	23-24	22-23	21-22
Jul	93	105	112	64	81	87	80	112	72	150	150	166	106	111	109	100	135	122	131	142	156
Aug	112	105	93	85	70	67	115	86	101	189	172	174	145	118	112	118	124	101	150	155	134
Sep	110	93	109	83	68	77	113	98	96	234	144	158	160	121	143	111	104	112	148	135	143
Oct	96	78	89	68	59	73	107	97	103	181	140	152	149	114	110	114	96	95	142	126	130
Nov	106	90	96	79	77	66	111	106	95	190	180	144	139	135	112	113	137	84	173	164	116
Dec	105	91	104	80	74	80	99	108	100	142	166	156	99	136	123	93	113	108	107	117	131
Jan	102	74	85	73	74	54	79	90	84	174	172	167	117	126	129	114	97	91	147	130	118
Feb	114	78	93	69	69	75	94	90	87	170	144	170	128	102	105	117	88	108	132	122	145
Mar	104	96	108	82	69	87	119	124	84	172	174	186	152	133	149	117	139	130	166	158	166
Apr	112	82	106	58	82	75	102	78	82	173	158	181	114	138	120	116	113	127	140	146	164
May	133	70	82	94	64	69	115	92	81	206	156	149	153	126	130	123	114	103	142	148	136
Jun		118	122		76	74		118	100		235	161		131	152		119	111		185	147
Totals	1,187	1,080	1,199	835	863	884	1,134	1,199	1,085	1,981	1,991	1,964	1,462	1,491	1,494	1,236	1,379	1,292	1,578	1,728	1,686

Pleadings Assigned by District Year to Date



Judicial Department Statisitcal Report

Statistics For Fiscal Year 2022-2023

	July	Aug	Sept	Oct	Nov	Dec	Jan	Feb	March	April	May	June	Totals YTD 2022-2023
Claimant Pleadings	612	586	510	590	546	475	507	504	651	539	521	645	6,686
Defense Response to Pleadings	474	495	439	397	536	373	439	335	539	436	459	499	5,421
Defense Pleadings	223	301	200	263	253	224	266	241	310	222	263	306	3,072
Motions	104	130	112	111	98	96	115	105	118	96	122	84	1,291
Form 30	11	7	9	5	8	6	7	12	11	15	3	18	112
FC Hearings Held	4	8	10	9	7	6	5	4	4	6	6	3	72
FC Orders Served	8	6	11	9	10	6	20	9	10	8	5	10	112
Single Comm. Hearings Held	31	52	57	67	40	46	48	55	52	45	57	62	612
Single Comm. Orders Served	160	182	183	216	167	191	217	200	237	202	185	196	2,336
Single Comm. Pre-Hearing Conf Held	20	31	6	19	11	11	8	20	29	23	9	18	205
Consent Orders	261	230	318	281	287	266	353	352	355	242	258	276	3,479
Adminstrative Orders	2	23	15	8	13	9	18	12	12	4	6	5	127
Clincher Conference Requested	122	149	144	125	130	140	143	124	200	140	167	140	1,724
Informal Conference Requested	222	267	242	234	212	211	285	198	277	201	316	267	2,932
Informal Conference Conducted	188	212	164	227	141	158	181	178	206	182	173	225	2,235
Regulatory Mediations	27	39	29	34	37	30	30	18	33	25	38	34	374
Requested Mediations	47	67	55	53	46	41	72	64	69	50	60	68	692
Ordered Mediations	1	0	0	0	0	2	1	0	0	1	0	0	5
Mediation Resolved	39	60	33	49	61	57	55	22	75	50	62	82	645
Mediation Impasse	8	12	8	11	16	19	15	14	17	10	14	12	156
Mediation Held; Issues Pending	0	0	2	0	0	0	1	0	1	0	0	2	6
Claim Settled Prior to Mediation	6	9	10	12	7	11	13	6	15	10	6	13	118
Mediation Not Complete in 60 days	2	6	3	2	1	1	1	0	1	2	0	2	21

TAB 9

State of South Carolina

1333 Main Street, 5th Floor
P.O. Box 1715
Columbia, S.C. 29202-1715



TEL: (803) 737-5700
www.wcc.sc.gov

Workers' Compensation Commission

MEMORANDUM

To: Commissioners

From: Gary Cannon, Executive Director

Date: June 17, 2024

Re: SC Department of Vocational Rehabilitation Report

Attached is the SCVRD Report for the period July 1 – May 31, 2024.

Linda Menefee, SCVRD Consumer Services Specialist II will attend the Commission meeting via Zoom to discuss the report and respond to questions.



Referral Date

7/1/2023

5/31/2024

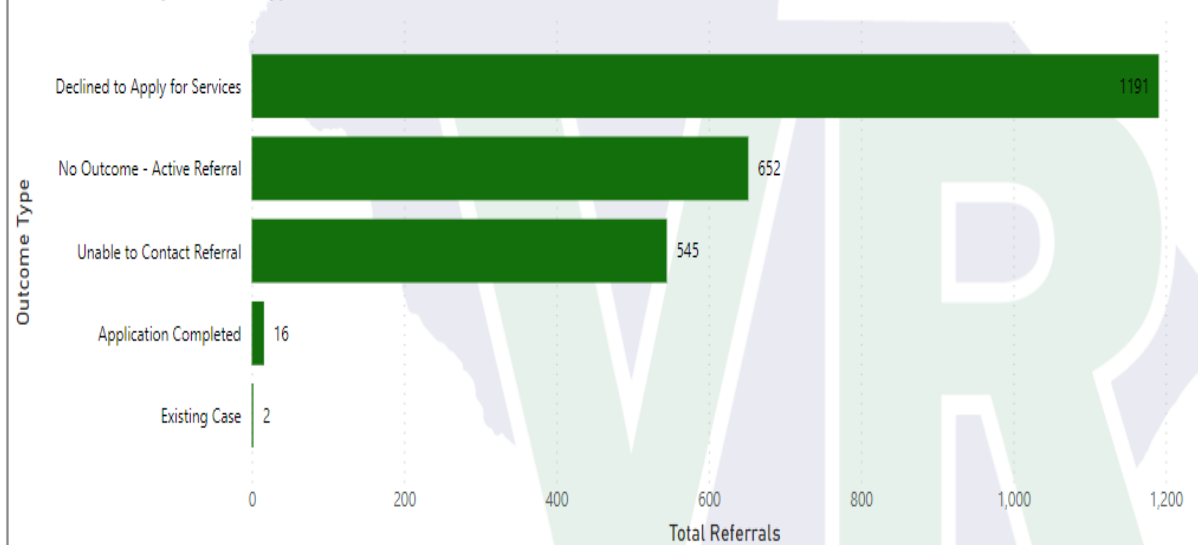
Area Office

All

Referring Organization

SC Workers Compensation

Total Referrals by Outcome Type



94.44%

Referrals with VR Cases
Reaching Eligibility

50.00%

Referrals with VR Cases
Reaching IPE

100.00%

Rehab Rate for Referral VR
Cases with an IPE Developed

Referral Summary

Outcome Type	Total Referrals
Application Completed	16
Declined to Apply for Services	1191
Existing Case	2
No Outcome - Active Referral	652
Unable to Contact Referral	545
Total	2406

Current CMS Status of Referrals Who Applied or Had Existing SCVRD Cases

Current CMS Status	Description	Total Referrals	% of Referrals with VR Cases
2	Applicant	1	5.56%
10	Eligibility	5	27.78%
12	IPE	8	44.44%
26	Successful Employment outcome	1	5.56%
30	Closed After Elig. Before IPE	3	16.67%
Total		18	100.00%

TAB 10

State of South Carolina



Workers' Compensation Commission

Executive Director's Report

June 17, 2024

Meetings and Other Activities

Participated in the following meetings and activities during the month of May:

Conference call with legal counsel concerning a personnel matter

Organizational meeting for the Stanford E. Lacy Workers' Compensation Inn of Court

SCWCEA One day seminar in Columbia

Met with auditors from the State Auditor's Office

Meeting regarding the Yellow Truck bankruptcy

Meeting with Tom Kaminer regarding the financial reports

Participated in the Employee Appreciation Retreat

Viewed the Budget Conference Committee meeting

Met with IMS staff to discuss Medical Fee Schedule issues

Attended four meetings with the ICAP Litigation Team

Constituent /Public Information Services

For the month of May, the Executive Director's and the General Counsel's offices had 202 contacts with stakeholders.

Financial Transactions Activity

During the month of May, the Director's office processed and approved eleven (11) travel expense reports, eighty-two (82) invoices, thirty-seven (37) deposits for DOA to process in the SCEIS system and four (4) Purchase Orders.

SCWCC Stakeholder Electronic Distribution List

For the month of May, the Office had six (6) deletions due to duplicates of inactive email accounts and four (4) additions to the list.

Advisory Notices

During the month of May, the office posted four (4) notices on the Commission's website and emailed it to the distribution list.